



Annual Financial Report

Prior Lake – Spring Lake Watershed District

Prior Lake, Minnesota

For the years ended December 31, 2021



Edina Office

5201 Eden Avenue, Ste 250

Edina, MN 55436

P 952.835.9090

F 952.835.3261

Mankato Office

100 Warren Street, Ste 600

Mankato, MN 56001

P 507.625.2727

F 507.388.9139

THIS PAGE IS LEFT
BLANK INTENTIONALLY

Prior Lake-Spring Lake Watershed District
 Prior Lake, Minnesota
 Annual Financial Report
 Table of Contents
 For the Year Ended December 31, 2021

	<u>Page No.</u>
Introductory Section	
Board of Managers and Appointed Officials	7
Financial Section	
Independent Auditor's Report	11
Management's Discussion and Analysis	15
Basic Financial Statements	
Government-wide Financial Statements	
Statement of Net Position	26
Statement of Activities	27
Fund Financial Statements	
Governmental Funds	
Balance Sheet	30
Reconciliation of the Balance Sheet to the Statement of Net Position	33
Statement of Revenues, Expenditures and Changes in Fund Balances	34
Reconciliation of the Statement of Revenues, Expenditures and Changes in Fund Balances to the Statement of Activities	36
General Fund	
Statement of Revenues, Expenditures and Changes in Fund Balances - Budget and Actual Implementation Fund	37
Statement of Revenues, Expenditures and Changes in Fund Balances - Budget and Actual	38
Notes to the Financial Statements	39
Required Supplementary Information	
Schedule of Employer's Share of Public Employees Retirement Association Net Pension Liability - General Employees Retirement Fund	56
Schedule of Employer's Public Employees Retirement Association Contributions - General Employees Retirement Fund	56
Notes to the Required Supplementary Information - General Employee Retirement Fund	57
Other Required Report	
Independent Auditor's Report on Minnesota Legal Compliance	61

THIS PAGE IS LEFT
BLANK INTENTIONALLY

INTRODUCTORY SECTION

PRIOR LAKE - SPRING LAKE
WATERSHED DISTRICT
PRIOR LAKE, MINNESOTA

FOR THE YEAR ENDED
DECEMBER 31, 2021

THIS PAGE IS LEFT
BLANK INTENTIONALLY

Prior Lake-Spring Lake Watershed District
Prior Lake, Minnesota
Board of Managers and Appointed Officials
For the Year Ended December 31, 2021

MANAGERS

<u>Name</u>	<u>Title</u>
Mike Myser	President
Curt Hennes	Vice President
Bruce Loney	Treasurer
Steve Pany	Secretary
Frank Boyles	Board Member

STAFF

Joni Giese	District Administrator
Patty Dronen	Administrative Assistant
Jaime Rockney	Water Resources Project Manager
Jeff Anderson	Water Resources Coordinator
Shauna Capron	Water Resources Specialist
Elizabeth Froden	Water Resources Assistant

THIS PAGE IS LEFT
BLANK INTENTIONALLY

FINANCIAL SECTION
PRIOR LAKE - SPRING LAKE
WATERSHED DISTRICT
PRIOR LAKE, MINNESOTA

FOR THE YEAR ENDED
DECEMBER 31, 2021

THIS PAGE IS LEFT
BLANK INTENTIONALLY

INDEPENDENT AUDITOR'S REPORT

To the Honorable Managers of the
Prior Lake - Spring Lake Watershed District
Prior Lake, Minnesota

Report on the Financial Statements

Opinions

We have audited the accompanying financial statements of the governmental activities and each major fund of the Prior Lake - Spring Lake Watershed District (the District), Prior Lake, Minnesota, as of and for the year ended December 31, 2021, and the related notes to the financial statements, which collectively comprise the District's basic financial statements as listed in the table of contents.

In our opinion, the financial statements referred to above present fairly, in all material respects, the respective financial position of the governmental activities and each major fund of the District as of December 31, 2021, and the respective changes in financial position and the respective budgetary comparison for the General fund and Implementation fund for the year then ended in accordance with accounting principles generally accepted in the United States of America.

Basis for Opinions

We conducted our audit in accordance with auditing standards generally accepted in the United States of America (GAAS). Our responsibilities under those standards are further described in the Auditor's Responsibilities for the Audit of the Financial Statements section of our report. We are required to be independent of the District and to meet our other ethical responsibilities, in accordance with the relevant ethical requirements relating to our audit. We believe that the audit evidence we have obtained is sufficient and appropriate to provide a basis for our audit opinions.

Management's Responsibility for the Financial Statements

Management is responsible for the preparation and fair presentation of these financial statements in accordance with accounting principles generally accepted in the United States of America; this includes the design, implementation, and maintenance of internal control relevant to the preparation and fair presentation of financial statements that are free from material misstatement, whether due to fraud or error.

In preparing the financial statements, management is required to evaluate whether there are conditions or events, considered in the aggregate, that raise substantial doubt about the District's ability to continue as a going concern for twelve months beyond the financial statement date, including any currently known information that may raise substantial doubt shortly thereafter.

Auditor's Responsibilities for the Audit of the Financial Statements

Our objectives are to obtain reasonable assurance about whether the financial statements as a whole are free from material misstatement, whether due to fraud or error, and to issue an auditor's report that includes our opinions. Reasonable assurance is a high level of assurance but is not absolute assurance and therefore is not a guarantee that an audit conducted in accordance with GAAS will always detect a material misstatement when it exists. The risk of not detecting a material misstatement resulting from fraud is higher than for one resulting from error, as fraud may involve collusion, forgery, intentional omissions, misrepresentations, or the override of internal control. Misstatements are considered material if there is a substantial likelihood that, individually or in the aggregate, they would influence the judgment made by a reasonable user based on the financial statements.

THIS PAGE IS LEFT
BLANK INTENTIONALLY

In performing an audit in accordance with GAAS, we:

- Exercise professional judgment and maintain professional skepticism throughout the audit.
- Identify and assess the risks of material misstatement of the financial statements, whether due to fraud or error, and design and perform audit procedures responsive to those risks. Such procedures include examining, on a test basis, evidence regarding the amounts and disclosures in the financial statements.
- Obtain an understanding of internal control relevant to the audit in order to design audit procedures that are appropriate in the circumstances, but not for the purpose of expressing an opinion on the effectiveness of the District's internal control. Accordingly, no such opinion is expressed.
- Evaluate the appropriateness of accounting policies used and the reasonableness of significant accounting estimates made by management, as well as evaluate the overall presentation of the financial statements.
- Conclude whether, in our judgment, there are conditions or events, considered in the aggregate, that raise substantial doubt about the District's ability to continue as a going concern for a reasonable period of time.

We are required to communicate with those charged with governance regarding, among other matters, the planned scope and timing of the audit, significant audit findings, and certain internal control-related matters that we identified during the audit.

Other Matters

Required Supplementary Information

Accounting principles generally accepted in the United States of America require that the Management's Discussion and Analysis starting on page 15 and the Schedule of Employer's Share of the Net Pension Liability, Schedule of Employer's Contributions, and the related note disclosures starting on page 56 be presented to supplement the basic financial statements. Such information, although not a part of the basic financial statements, is required by the Governmental Accounting Standards Board who considers it to be an essential part of financial reporting for placing the basic financial statements in an appropriate operational, economic, or historical context. We have applied certain limited procedures to the required supplementary information in accordance with auditing standards generally accepted in the United States of America, which consisted of inquiries of management about the methods of preparing the information and comparing the information for consistency with management's responses to our inquiries, the basic financial statements, and other knowledge we obtained during our audit of the basic financial statements. We do not express an opinion or provide any assurance on the information because the limited procedures do not provide us with sufficient evidence to express an opinion or provide any assurance.

Other Information

Our audit was conducted for the purpose of forming opinions on the financial statements that collectively comprise the District's basic financial statements. The introductory section is presented for purposes of additional analysis and is not a required part of the basic financial statements.

The introductory section has not been subjected to the auditing procedures applied in the audit of the basic financial statements, and accordingly, we do not express an opinion or provide any assurance on it.



Abdo
Minneapolis, Minnesota
April 20, 2022



THIS PAGE IS LEFT
BLANK INTENTIONALLY

Management's Discussion and Analysis

As management of the Prior Lake - Spring Lake Watershed District (the District), Prior Lake, Minnesota, we offer readers of the District's financial statements this narrative overview and analysis of the financial activities of the District for the fiscal year ended December 31, 2021. We encourage readers to consider the information presented here in conjunction with the financial statements, which follow this section.

Financial Highlights

- The assets and deferred outflows of resources of the District exceeded its liabilities and deferred inflows of resources at the close of the most recent fiscal year by \$2,847,944 (net position). Because the District has a large amount of net position invested in capital assets and restricted for the Prior Lake outlet channel, the unrestricted net position is \$1,271,481.
- The District's total net position increased by \$796,015.
- As of the close of the current fiscal year, the District's governmental funds reported combined ending fund balances of \$1,917,484, an increase of \$463,923 in comparison with the prior year. A significant portion of this increase was due to program costs in the Implementation fund.
- The ending General fund balance is \$273,746, all of which is unassigned.
- The District's total debt increased \$5,352. This was due to an increase in compensated absences.

Overview of the Financial Statements

This discussion and analysis is intended to serve as an introduction to the District's basic financial statements. The District's basic financial statements are comprised of three components: 1) government-wide financial statements, 2) fund financial statements, and 3) notes to the financial statements.

The financial statements include notes that explain some of the information in the financial statements and provide more detailed data. The statements are followed by a section of combining and individual fund financial statements and schedules that further explains and supports the information in the financial statements. Figure 1 shows how the required parts of this annual report are arranged and relate to one another.

Figure 1
Required Components of the
District's Annual Financial Report

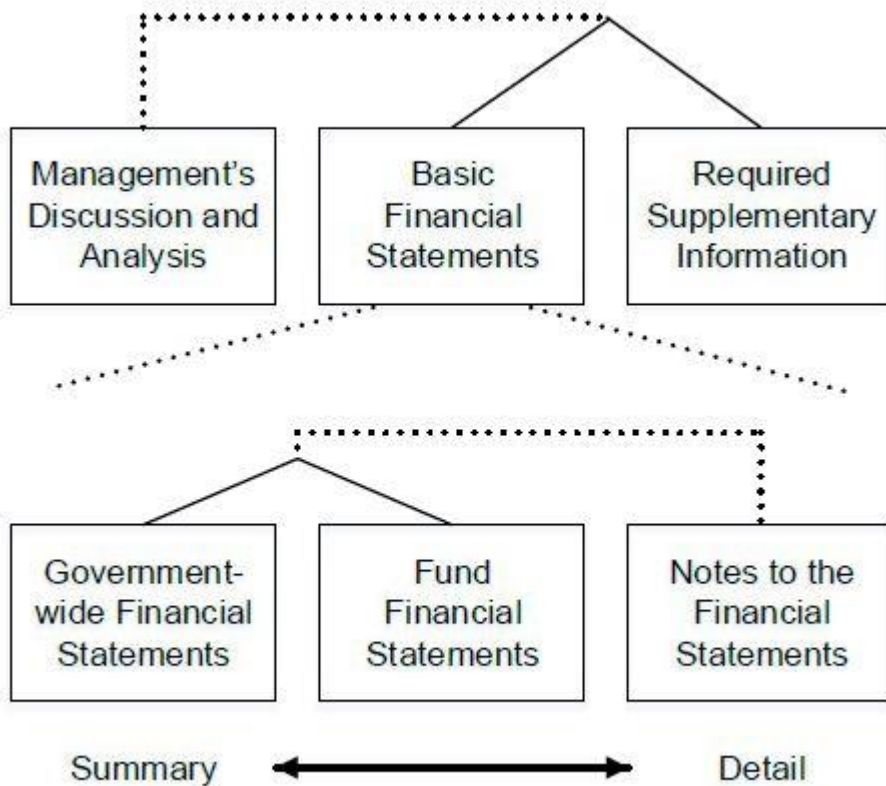


Figure 2 summarizes the major features of the District’s financial statements, including the portion of the District they cover and the types of information they contain. The remainder of this overview section of management’s discussion and analysis explains the structure and contents of each of the statements.

Figure 2
Major Features of the Government-wide and Fund Financial Statements

	Fund Financial Statements	
	Government-wide Statements	Governmental Funds
Scope	Entire District	The activities of the District
Required financial statements	<ul style="list-style-type: none"> • Statement of Net Position • Statement of Activities 	<ul style="list-style-type: none"> • Balance Sheet • Statement of Revenues, Expenditures, and Changes in Fund Balances
Accounting basis and measurement focus	Accrual accounting and economic resources focus	Modified accrual accounting and current financial resources focus
Type of asset/liability information	All assets and liabilities, both financial and capital, and short-term and long-term	Only assets expected to be used up and liabilities that come due during the year or soon thereafter; no capital assets included
Type of deferred outflows/inflows of resources information	All deferred outflows/inflows of resources, regardless of when cash is received or paid	Only deferred outflows of resources expected to be used up and deferred inflows of resources that come due during the year or soon thereafter; no capital assets included
Type of inflow/outflow information	All revenues and expenses during year, regardless of when cash is received or paid	Revenues for which cash is received during or soon after the end of the year; expenditures when goods or services have been received and payment is due during the year or soon thereafter

Government-wide Financial Statements. The government-wide financial statements are designed to provide readers with a broad overview of the District’s finances, in a manner similar to a private-sector business.

The *statement of net position* presents information on all of the District’s assets and liabilities, with the difference between the two reported as *net position*. Over time, increases or decreases in net position may serve as a useful indicator of whether the financial position of the District is improving or deteriorating.

The *statement of activities* presents information showing how the District’s net position changed during the most recent fiscal year. All changes in net position are reported as soon as the underlying event giving rise to the change occurs, *regardless of the timing of related cash flows*. Thus, revenues and expenses are reported in this statement for some items that will only result in cash flows in future fiscal periods (e.g., grants and earned but unused vacation and sick leave).

The governmental activities of the District include general government, programs and interest on long-term debt.

The government-wide financial statements start on page 26 of this report.

Fund Financial Statements. A *fund* is a grouping of related accounts that is used to maintain control over resources that have been segregated for specific activities or objectives. The District, like other state and local governments, uses fund accounting to ensure and demonstrate compliance with finance-related legal requirements. The District currently maintains five governmental funds.

Governmental Funds. *Governmental funds* are used to account for essentially the same functions reported as *governmental activities* in the government-wide financial statements. However, unlike the government-wide financial statements, governmental fund financial statements focus on *near-term inflows and outflows of spendable resources*, as well as on *balances of spendable resources* available at the end of the fiscal year. Such information may be useful in evaluating a government's near-term financing requirements.

Because the focus of governmental funds is narrower than that of the government-wide financial statements, it is useful to compare the information presented for *governmental funds* with similar information presented for *governmental activities* in the government-wide financial statements. By doing so, readers may better understand the long-term impact by the government's near-term financing decisions. Both the governmental fund balance sheets and the governmental fund statements of revenues, expenditures and changes in fund balances provide a reconciliation to facilitate this comparison between *governmental funds* and *governmental activities*.

The District adopts an annual appropriated budget for its General and Implementation fund. A budgetary comparison statement has been provided for the General and Implementation fund to demonstrate compliance with this budget.

The basic governmental fund financial statements start on page 30 of this report.

Notes to the Financial Statements. The notes provide additional information that is essential to a full understanding of the data provided in the government-wide and fund financial statements. The notes to the financial statements start on page 39 of this report.

Government-wide Financial Analysis

As noted earlier, net position may serve over time as a useful indicator of a government's financial position. In the case of the District, assets and deferred outflow of resources exceeded liabilities and deferred inflow of resources by \$2,847,944 at the close of the most recent fiscal year.

A Large portion of the District's net position are net investment in capital assets (e.g., land, land improvements, easements and equipment). The net position invested in capital assets is not available for future spending.

Prior Lake-Spring Lake Watershed District's Summary of Net Position

	December 31,		Increase (Decrease)
	2021	2020	
Assets			
Current	\$ 2,351,451	\$ 1,996,006	\$ 355,445
Capital	1,204,807	883,770	321,037
Total Assets	3,556,258	2,879,776	676,482
Deferred Outflows of Resources			
Deferred pension resources	170,541	50,788	119,753
Liabilities			
Current	407,291	524,381	(117,090)
Noncurrent	257,524	333,332	(75,808)
Total Liabilities	664,815	857,713	(192,898)
Deferred Inflows of Resources			
Deferred pension resources	214,040	20,922	193,118
Net Position			
Net investment in capital assets	1,204,807	883,770	321,037
Restricted	371,656	462,448	(90,792)
Unrestricted	1,271,481	705,711	565,770
Total Net Position	\$ 2,847,944	\$ 2,051,929	\$ 796,015

At the end of the current fiscal year, the District is able to report positive balances in all types of net position.

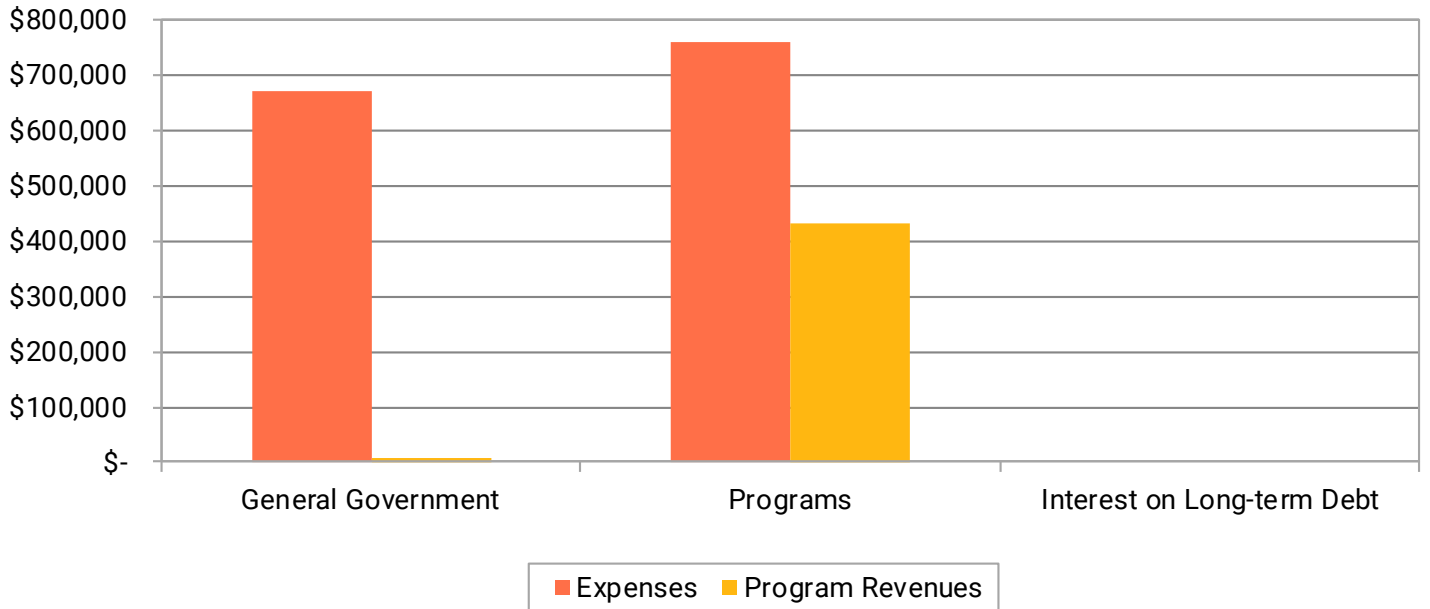
Governmental Activities. Governmental activities increased the District’s net position by \$796,015.

Prior Lake-Spring Lake Watershed District’s Changes in Net Position

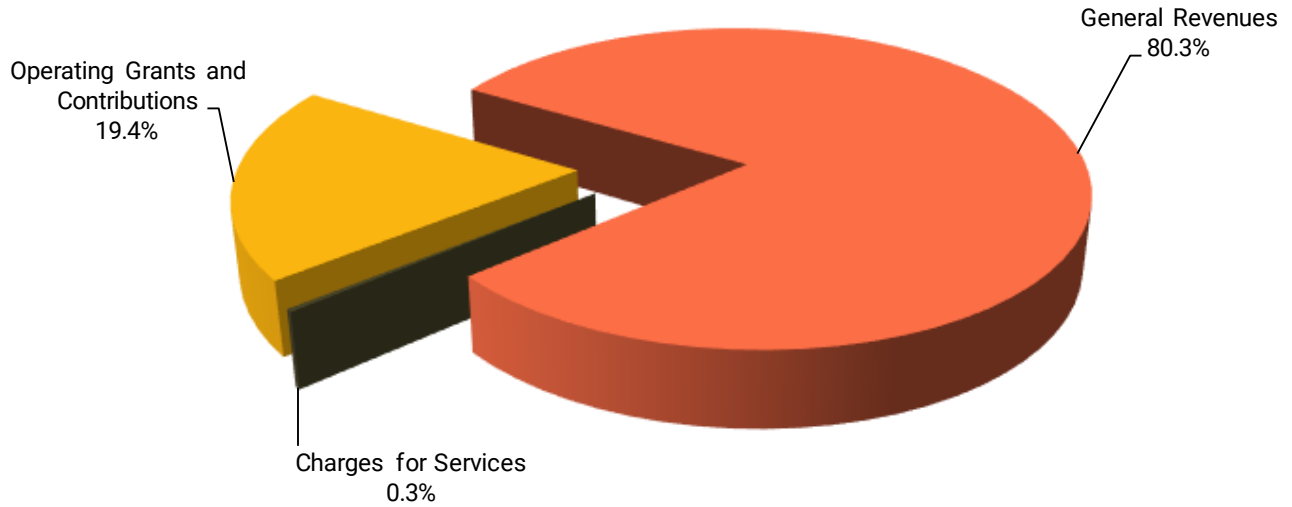
	December 31,		Increase (Decrease)
	2021	2020	
Revenues			
Program			
Charges for services	\$ 7,574	\$ 27,923	\$ (20,349)
Operating grants and contributions	432,484	650,467	(217,983)
General			
Property taxes	1,790,864	1,793,454	(2,590)
Unrestricted investment earnings	272	11,038	(10,766)
Total Revenues	<u>2,231,194</u>	<u>2,482,882</u>	<u>(251,688)</u>
Expenses			
General government	673,492	657,863	15,629
Programs	761,687	1,919,092	(1,157,405)
Interest on long-term debt	-	(6,374)	6,374
Total Expenses	<u>1,435,179</u>	<u>2,570,581</u>	<u>(1,135,402)</u>
Change in Net Position	796,015	(87,699)	883,714
Net Position, January 1	<u>2,051,929</u>	<u>2,139,628</u>	<u>(87,699)</u>
Net Position, December 31	<u>\$ 2,847,944</u>	<u>\$ 2,051,929</u>	<u>\$ 796,015</u>

The following graph depicts various governmental activities and shows the revenue and expenses directly related to those activities.

Expenses and Program Revenues - Governmental Activities



Revenues by Source - Governmental Activities



Financial Analysis of the Government's Funds

As noted earlier, the District uses fund accounting to ensure and demonstrate compliance with finance-related legal requirements.

Governmental Funds. The focus of the District's *governmental funds* is to provide information on near-term inflows, outflows and balances of *spendable* resources. Such information is useful in assessing the District's financing requirements. In particular, *unassigned fund balance* may serve as a useful measure of a government's net resources available for spending at the end of the fiscal year.

As of the end of the current fiscal year, the District's governmental funds reported combined ending fund balances of \$1,917,484, an increase of \$463,923 in comparison with the prior year. Approximately 14.3 percent of this total amount, \$273,746, constitutes *unassigned* fund balance, which is available for spending at the District's discretion. The remainder of fund balance (\$1,643,738) is not available for new spending because it is either 1) restricted (\$371,656), or 2) committed (\$1,272,082), for the purposes described in the fund balance section of the balance sheet.

The General fund is the chief operating fund of the District. At the end of the current year, the fund balance of the General fund was \$273,746. As a measure of the General fund's liquidity, it may be useful to compare total fund balance to total fund expenditures. Total fund balance represents 114.4 percent of 2021 actual expenditures and 111.2 percent of 2021 budgeted fund expenditures. The General fund balance decreased \$67,337 during the current fiscal year. The decrease was due to expenditures over budget.

The fund balance of the Implementation fund at year end was \$1,272,082 which is an increase of \$622,052 from the prior year.

The JPA/MOA Operations fund balance at year end amounted to \$111,656, which is a decrease of \$90,234 from the prior year. This was due program cost expenditures.

The JPA/MOA Emergency fund balance at year end was \$260,000, which decreased \$558 from the prior year.

General Fund Budgetary Highlights

The District's General fund budget was not amended during the year. Revenues were over budget by \$5,844. Expenditures were over budget by \$73,181.

Capital Asset and Debt Administration

Capital Assets. The District's investment in capital assets for its governmental activities as of December 31, 2021, amounts to \$1,204,807 (net of accumulated depreciation). This investment in capital assets includes land, easements, land improvements and equipment. The total increase in the District's investment in capital assets for the current fiscal year was 36.33 percent.

Additional information on the District's capital assets can be found in Note 3B on page 48 of this report.

Prior Lake-Spring Lake Watershed District's Capital Assets (Net of Depreciation)

	December 31,		Increase (Decrease)
	2021	2020	
Land	\$ 37,800	\$ 37,800	\$ -
Permanent Easements	578,120	578,120	-
Construction in progress	313,352	-	313,352
Land Improvements	141,222	148,728	(7,506)
Equipment	134,313	119,122	15,191
Total	<u>\$ 1,204,807</u>	<u>\$ 883,770</u>	<u>\$ 321,037</u>

The increase is fully attributable to equipment purchases.

Long-term Debt. At the end of the current fiscal year, the District had no bonded debt outstanding.

Prior Lake-Spring Lake Watershed District's Outstanding Debt

	December 31,		Increase (Decrease)
	2021	2020	
Compensated Absences Payable	<u>\$ 26,920</u>	<u>\$ 21,568</u>	<u>\$ 5,352</u>

The District's total debt and other liabilities increased \$5,352 during the current fiscal year.

Additional information on the District's long-term debt can be found in Note 3D starting on page 49 of this report.

Economic Factors and Next Year's Budgets

The District goes through a multi-stage process to develop its annual budget. This first step includes the Cooperators who are a part of the Memorandum of Agreement for the construction, use, operation, and maintenance of the Prior Lake Outlet Channel (PLOC) and Outlet Structure. After this part of the budget is complete, the Watershed District Board meets several times to consider current and projected projects, programs, staff adjustments, etc. to develop the rest of the budget. For the 2021 fiscal year, the District completed a project budgeting process in 2020 that included the outlet channel system and the broader Prior Lake-Spring Lake watershed.

PLOC. The District has completed PLOC projects resulting from the 2014 flood and received requested reimbursement from FEMA in 2020. To address erosion issues along the PLOC that were not attributed to the 2014 flood, the District Engineer initiated the preparation of two sets of construction documents in 2021. These plans will be bid and awarded in 2022, with the goal of completing construction on both projects in 2022.

District Rules. The District is working to update its rules. Through the rules update process, District rules implementation partners are being engaged. Edits to the revised rules, along with draft responses to comments received during the 45-day draft rule comment period were prepared in 2021. The rules revision process is planned to be complete in 2022.

Water Resources Management Plan. The District completed the update of the 2020 to 2030 Water Resources Management Plan in 2020. Three guiding principles of the Water Resources Management Plan (WRMP) include reducing flood impacts, maintaining or improving quality of water resources, and managing existing and preventing new aquatic invasive species in the District. In 2021, some of the WRMP initiatives included: a.) completing a feasibility study investigating stormwater BMP opportunities for the Lower Prior Lake subwatershed, b.) advancement of a feasibility study investigating the creation of a wetland bank in the District that will be complete in 2022, and c.) District staff initiation of an Aquatic Invasive Species Rapid Response Plan that will also be complete in 2022.

Upper Watershed Blueprint. In 2021, the District completed the preparation of the Upper Watershed Blueprint Plan to investigate and develop recommended projects for the upper watershed. The District also initiated feasibility studies on two projects identified in the Upper Watershed Blueprint which will be mostly funded by a state grant, and continued to advance an in-progress feasibility study on a project identified in the Upper Watershed Blueprint also funded in-part by a state grant.

Upstream Storage. A Flood Study completed in 2016 recommended that the District store water in the upper watershed. The District Engineer prepared construction documents for the Sutton Lake Outlet Modification Project and the construction project was awarded to a contractor in late 2020. Construction was substantially complete in 2021, with minor plant establishment tasks remaining to be complete in 2022.

Carp Management. The District initiated an Accelerated Carp Management Strategy in 2019 to improve water quality in Spring Lake and Upper Prior Lake using District and grant funds. A portion of this work included a large financial investment in equipment that will continue to be used for future carp management work. Work on the Accelerated Carp Management Strategy activities continued through 2021, partially funded by two grants for carp management activities. Carp funding through these grants concluded at the end of 2021. Carp management will continue in 2022 using District funds.

Requests for Information

This financial report is designed to provide a general overview of the District's finances for all those with an interest in the District's finances. Questions concerning any of the information provided in this report or requests for additional financial information should be addressed to District Administrator, Prior Lake - Spring Lake Watershed District, 4646 Dakota Street SE, Prior Lake, MN 55372.

GOVERNMENT-WIDE FINANCIAL STATEMENTS

PRIOR LAKE - SPRING LAKE
WATERSHED DISTRICT
PRIOR LAKE, MINNESOTA

FOR THE YEAR ENDED
DECEMBER 31, 2021

Prior Lake - Spring Lake Watershed District
 Prior Lake, Minnesota
 Statement of Net Position
 December 31, 2021

	<u>Governmental Activities</u>
Assets	
Cash and temporary investments	\$ 2,296,840
Receivables	
Delinquent taxes	14,068
Due from other governments	40,543
Capital assets	
Land and permanent easements	929,272
Depreciable assets, net of accumulated depreciation	<u>275,535</u>
Total Assets	<u>3,556,258</u>
Deferred Outflows of Resources	
Deferred pension resources	<u>170,541</u>
Liabilities	
Accounts payable	176,084
Accrued salaries payable	16,579
Permit collateral deposits payable	74,666
Deposits payable	9,835
Unearned revenue	130,127
Noncurrent liabilities	
Due within one year	
Long-term liabilities	26,920
Due in more than one year	
Net pension liability	<u>230,604</u>
Total Liabilities	<u>664,815</u>
Deferred Inflows of Resources	
Deferred pension resources	<u>214,040</u>
Net Position	
Investment in capital assets	1,204,807
Restricted	
Prior Lake outlet channel	371,656
Unrestricted	<u>1,271,481</u>
Total Net Position	<u>\$ 2,847,944</u>

The notes to the financial statements are an integral part of this statement.

Prior Lake - Spring Lake Watershed District
 Prior Lake, Minnesota
 Statement of Activities
 For The Year Ended December 31, 2021

Functions/Programs	Expenses	Program Revenues		Net (Expense) Revenue and Changes in Net Position
		Charges for Services	Operating Grants and Contributions	Governmental Activities
Governmental Activities				
General government	\$ 673,492	\$ 7,574	\$ -	\$ (665,918)
Programs	761,687	-	432,484	(329,203)
Total	\$ 1,435,179	\$ 7,574	\$ 432,484	(995,121)
General Revenues				
Property taxes				1,790,864
Unrestricted investment earnings				272
Total General Revenues				1,791,136
Change in Net Position				796,015
Net Position, January 1				2,051,929
Net Position, December 31				\$ 2,847,944

The notes to the financial statements are an integral part of this statement.

THIS PAGE IS LEFT
BLANK INTENTIONALLY

FUND FINANCIAL STATEMENTS

PRIOR LAKE - SPRING LAKE
WATERSHED DISTRICT
PRIOR LAKE, MINNESOTA

FOR THE YEAR ENDED
DECEMBER 31, 2021

Prior Lake - Spring Lake Watershed District
 Prior Lake, Minnesota
 Balance Sheet
 Governmental Funds
 December 31, 2021

	405	509	830
	General Fund	Implementation Fund	JPA/MOA Operations Fund
	<u> </u>	<u> </u>	<u> </u>
Assets			
Cash and temporary investments	\$ 349,689	\$ 1,432,358	\$ 254,793
Receivables			
Delinquent taxes	1,308	12,760	-
Due from other governments	<u>6,493</u>	<u>34,050</u>	<u>-</u>
Total Assets	<u><u>\$ 357,490</u></u>	<u><u>\$ 1,479,168</u></u>	<u><u>\$ 254,793</u></u>
Liabilities			
Accounts payable	\$ 4,291	\$ 158,783	\$ 13,010
Accrued salaries payable	16,579	-	-
Permit collateral deposits payable	61,566	13,100	-
Deposits payable	-	9,835	-
Unearned revenue	<u>-</u>	<u>-</u>	<u>130,127</u>
Total Liabilities	<u><u>82,436</u></u>	<u><u>181,718</u></u>	<u><u>143,137</u></u>
Deferred Inflows of Resources			
Unavailable revenue	<u>1,308</u>	<u>25,368</u>	<u>-</u>
Fund Balances			
Restricted for			
Prior Lake outlet channel	-	-	111,656
Committed for			
Water resources management plan	-	1,272,082	-
Unassigned	<u>273,746</u>	<u>-</u>	<u>-</u>
Total Fund Balances	<u><u>273,746</u></u>	<u><u>1,272,082</u></u>	<u><u>111,656</u></u>
Total Liabilities, Deferred Inflows of Resources and Fund Balances	<u><u>\$ 357,490</u></u>	<u><u>\$ 1,479,168</u></u>	<u><u>\$ 254,793</u></u>

The notes to the financial statements are an integral part of this statement.

850 JPA/MOA Emergency Fund	Total Governmental Funds
\$ 260,000	\$ 2,296,840
-	14,068
<u>-</u>	<u>40,543</u>
<u>\$ 260,000</u>	<u>\$ 2,351,451</u>
\$ -	\$ 176,084
-	16,579
-	74,666
-	9,835
<u>-</u>	<u>130,127</u>
<u>-</u>	<u>407,291</u>
<u>-</u>	<u>26,676</u>
260,000	371,656
-	1,272,082
<u>-</u>	<u>273,746</u>
<u>260,000</u>	<u>1,917,484</u>
<u>\$ 260,000</u>	<u>\$ 2,351,451</u>

The notes to the financial statements are an integral part of this statement.

THIS PAGE IS LEFT
BLANK INTENTIONALLY

Prior Lake - Spring Lake Watershed District
 Reconciliation of the Balance Sheet
 to the Statement of Net Position
 Governmental Funds
 December 31, 2021

Amounts reported for the governmental activities in the statement of net position are different because

Total Fund Balances - Governmental	\$ 1,917,484
<p>Capital assets used in governmental activities are not financial resources and therefore are not reported as assets in governmental funds.</p>	
Cost of capital assets	2,331,522
Less accumulated depreciation	(1,126,715)
<p>Noncurrent liabilities, are not due and payable in the current period and therefore are not reported as liabilities in the funds.</p>	
<p>Long-term liabilities at year-end consist of</p>	
Compensated absences payable	(26,920)
Net pension liability	(230,604)
<p>Some receivables are not available soon enough to pay for the current period's expenditures, and therefore, are unavailable in the funds.</p>	
Delinquent taxes and grants receivable	26,676
<p>Governmental funds do not report long-term amounts related to pensions.</p>	
Deferred outflow of resources	170,541
Deferred inflow of resources	(214,040)
Total Net Position - Governmental Activities	\$ 2,847,944

The notes to the financial statements are an integral part of this statement.

Prior Lake - Spring Lake Watershed District
 Prior Lake, Minnesota
 Statement of Revenues, Expenditures and Changes in Fund Balances
 Governmental Funds
 For The Year Ended December 31, 2021

	405	509	830
	General Fund	Implementation Fund	JPA/MOA Operations Fund
Revenues			
Property taxes	\$ 167,416	\$ 1,627,444	\$ -
Intergovernmental			
Reimbursements/grants	-	260,826	159,050
Interest on investments	76	149	16
Permit and inspection fees	-	2,096	-
Miscellaneous	4,478	1,000	-
Total Revenues	<u>171,970</u>	<u>1,891,515</u>	<u>159,066</u>
Expenditures			
Current			
General government	239,307	400,093	32,546
Program costs	-	841,746	244,967
Total Expenditures	<u>239,307</u>	<u>1,241,839</u>	<u>277,513</u>
Excess (Deficiency) of Revenues Over (Under) Expenditures	<u>(67,337)</u>	<u>649,676</u>	<u>(118,447)</u>
Other Financing Sources (Uses)			
Transfers in	-	-	28,213
Transfers out	-	(27,624)	-
Total Other Financing Sources (Uses)	<u>-</u>	<u>(27,624)</u>	<u>28,213</u>
Net Change in Fund Balances	(67,337)	622,052	(90,234)
Fund Balances, January 1	<u>341,083</u>	<u>650,030</u>	<u>201,890</u>
Fund Balances, December 31	<u>\$ 273,746</u>	<u>\$ 1,272,082</u>	<u>\$ 111,656</u>

The notes to the financial statements are an integral part of this statement.

850 JPA/MOA Emergency Fund	Total Governmental Funds
\$ -	\$ 1,794,860
-	419,876
31	272
-	2,096
-	5,478
<u>31</u>	<u>2,222,582</u>
-	671,946
-	1,086,713
<u>-</u>	<u>1,758,659</u>
<u>31</u>	<u>463,923</u>
-	28,213
<u>(589)</u>	<u>(28,213)</u>
<u>(589)</u>	<u>-</u>
(558)	463,923
<u>260,558</u>	<u>1,453,561</u>
<u>\$ 260,000</u>	<u>\$ 1,917,484</u>

The notes to the financial statements are an integral part of this statement.

Prior Lake - Spring Lake Watershed District
 Prior Lake, Minnesota
 Reconciliation of the Statement of
 Revenues, Expenditures and Changes in Fund Balances
 to the Statement of Activities
 Governmental Funds
 For The Year Ended December 31, 2021

Amounts reported for governmental activities in the statement of activities are different because

Total Net Change in Fund Balances - Governmental Funds	\$ 463,923
<p>Capital outlays are reported in governmental funds as expenditures. However in the statement of activities, the cost of those assets is allocated over the estimated useful lives as depreciation expense.</p>	
Capital outlays	342,969
Depreciation expense	(17,943)
<p>A gain or loss on the disposal of capital assets, including the difference between carrying value and any related sales proceeds, is included in net position. However, only the sales proceeds are included in the change in the change in fund balance</p>	
	(3,989)
<p>Long-term pension activity is not reported in governmental funds.</p>	
Pension expense	7,223
Pension other revenue	572
<p>Certain revenues are recognized as soon as they are earned. Under the modified accrual basis of accounting, certain revenues cannot be recognized until they are available to liquidate liabilities of the current period.</p>	
Property taxes	(3,996)
Grant revenues	12,608
<p>Some expenses reported in the statement of activities do not require the use of current financial resources and, therefore, are not reported as expenditures in governmental funds.</p>	
Compensated absences	<u>(5,352)</u>
Change in Net Position - Governmental Activities	<u><u>\$ 796,015</u></u>

The notes to the financial statements are an integral part of this statement.

Prior Lake - Spring Lake Watershed District
 Prior Lake, Minnesota
 Statement of Revenues, Expenditures and Changes in Fund Balances -
 Budget and Actual
 General Fund
 For The Year Ended December 31, 2021

	Budgeted Amounts		Actual Amounts	Variance with Final Budget
	Original	Final		
Revenues				
Property taxes	\$ 166,126	\$ 166,126	\$ 167,416	\$ 1,290
Interest on investments	-	-	76	76
Miscellaneous	-	-	4,478	4,478
Total Revenues	<u>166,126</u>	<u>166,126</u>	<u>171,970</u>	<u>5,844</u>
Expenditures				
Current				
General government	<u>166,126</u>	<u>166,126</u>	<u>239,307</u>	<u>(73,181)</u>
Net Change in Fund Balances	-	-	(67,337)	(67,337)
Fund Balances, January 1	<u>341,083</u>	<u>341,083</u>	<u>341,083</u>	<u>-</u>
Fund Balances, December 31	<u><u>\$ 341,083</u></u>	<u><u>\$ 341,083</u></u>	<u><u>\$ 273,746</u></u>	<u><u>\$ (67,337)</u></u>

The notes to the financial statements are an integral part of this statement.

Prior Lake - Spring Lake Watershed District
 Prior Lake, Minnesota
 Statement of Revenues, Expenditures and Changes in Fund Balances -
 Budget and Actual
 Implementation Fund
 For The Year Ended December 31, 2021

	Budgeted Amounts		Actual Amounts	Variance with Final Budget
	Original	Final		
Revenues				
Property taxes	\$ 1,628,506	\$ 1,628,506	\$ 1,627,444	\$ (1,062)
Intergovernmental				
Reimbursements/grants	297,000	267,000	260,826	(6,174)
Interest on investments	-	-	149	149
Permit and inspection fees	-	-	2,096	2,096
Miscellaneous	-	-	1,000	1,000
Total Revenues	<u>1,925,506</u>	<u>1,895,506</u>	<u>1,891,515</u>	<u>(3,991)</u>
Expenditures				
Current				
General government	440,323	440,323	400,093	40,230
Program costs	1,618,093	1,588,093	841,746	746,347
Total Expenditures	<u>2,058,416</u>	<u>2,028,416</u>	<u>1,241,839</u>	<u>786,577</u>
Excess (Deficiency) of Revenues Over (Under) Expenditures	(132,910)	(132,910)	649,676	782,586
Other Financing Uses				
Transfers out	<u>(75,000)</u>	<u>(75,000)</u>	<u>(27,624)</u>	<u>47,376</u>
Net Change in Fund Balances	(207,910)	(207,910)	622,052	829,962
Fund Balances, January 1	<u>650,030</u>	<u>650,030</u>	<u>650,030</u>	<u>-</u>
Fund Balances, December 31	<u>\$ 442,120</u>	<u>\$ 442,120</u>	<u>\$ 1,272,082</u>	<u>\$ 829,962</u>

The notes to the financial statements are an integral part of this statement.

Prior Lake-Spring Lake Watershed District
Prior Lake, Minnesota
Notes to the Financial Statements
December 31, 2021

Note 1: Summary of Significant Accounting Policies

A. Reporting Entity

The Prior Lake - Spring Lake Watershed District (the District), Prior Lake, Minnesota, was organized pursuant to a properly filed petition, on March 4, 1970 with the Board of Water and Soil Resources.

The Mission of the District is to manage and preserve water resources of the District to the best of its ability using input from the community, sound engineering practices, and its ability to efficiently fund beneficial projects which transcend political jurisdictions.

The District is governed by a Board of Managers which consists of five members. The Board of Managers exercises legislative authority and determines all matters of policy. The Board of Managers appoints personnel responsible for the proper administration of all affairs relating to the District's activities.

The District has considered all potential units for which it is financially accountable, and other organizations for which the nature and significance of their relationship with the District are such that exclusion would cause the District's financial statements to be misleading or incomplete. The Governmental Accounting Standards Board (GASB) has set forth criteria to be considered in determining financial accountability. These criteria include appointing a voting majority of an organization's governing body, and (1) the ability of the primary government to impose its will on that organization or (2) the potential for the organization to provide specific benefits to, or impose specific financial burdens on the primary government. The District has no component units that meet the GASB criteria.

B. Government-wide and Fund Financial Statements

The government-wide financial statements (i.e., the statement of net position and the statement activities) report information on all of the non-fiduciary activities of the District. For the most part, the effect of interfund activity has been removed from these statements.

The statement of activities demonstrates the degree to which the direct expenses of a given function or segment is offset by program revenues. *Direct expenses* are those that are clearly identifiable with a specific function or segment. Amounts reported as *program revenues* include 1) charges to customers or applicants who purchase, use, or directly benefit from goods, services, or privileges provided by a given function or segment and 2) grants and contributions that are restricted to meeting the operational or capital requirements of a particular function or segment. Other items not properly included among program revenues are reported instead as *general revenues*.

Separate financial statements are provided for governmental funds. Major individual governmental funds are reported as separate columns in the fund financial statements.

C. Measurement Focus, Basis of Accounting and Basis of Presentation

The government-wide financial statements are reported using the economic resources measurement focus and the accrual basis of accounting. Revenues are recorded when earned and expenses are recorded when a liability is incurred, regardless of the timing of related cash flows. Grants and similar items are recognized as revenue as soon as all eligibility requirements imposed by the provider have been met.

Governmental fund financial statements are reported using the current financial resources measurement focus and the modified accrual basis of accounting. Revenues are recognized as soon as they are both measurable and available. Revenues are considered to be available when they are collectible within the current period or soon enough thereafter to pay liabilities of the current period. For this purpose, the District considers revenues to be available if they are collected within 60 days of the end of the current fiscal period. Expenditures generally are recorded when a liability is incurred, as under accrual accounting. However, expenditures related to compensated absences and claims and judgments, are recorded only when payment is due.

Prior Lake-Spring Lake Watershed District
Prior Lake, Minnesota
Notes to the Financial Statements
December 31, 2021

Note 1: Summary of Significant Accounting Policies (Continued)

Charges for service, assessments to members, grants and interest associated with the current fiscal period are all considered susceptible to accrual and so have been recognized as revenues of the current fiscal period. All other revenue items are considered to be measurable and available only when cash is received by the organization.

Revenue resulting from exchange transactions, in which each party gives and receives essentially equal value, is recorded on the accrual basis when the exchange takes place. On a modified accrual basis, revenue is recorded in the year in which the resources are measurable and become available.

Non-exchange transactions, in which the District receives value without directly giving equal value in return, include grants, entitlement and donations. Eligibility requirements include timing requirements, which specify the year when the resources are required to be used or the year when use is first permitted, matching requirements, in which the District must provide local resources to be used for a specified purpose, and expenditure requirements, in which the resources are provided to the District on a reimbursement basis. On a modified accrual basis, revenue from non-exchange transactions must also be available before it can be recognized.

Unearned revenue arises when assets are recognized before revenue recognition criteria have been satisfied. Grants and entitlements received before eligibility requirements are met are also recorded as unearned revenue.

The District reports the following major governmental funds:

The *General fund* is the District's primary operating fund. It accounts for all financial resources not accounted for in a different fund of the District.

The *Implementation fund* was established pursuant to Minnesota statutes for funding related to the development and implementation of the District's watershed management plan. By law, this plan must contain a capital improvement plan which allows watershed districts to implement projects without petition. The District may impose an ad valorem levy over the entire watershed or subwatershed to fund these projects or allow funds to accumulate to finance these capital improvement projects. The property tax levy is committed to execute the water resources management plan as filed with the Board of Water and Soil Resources.

The *JPA/MOA Operations fund* was established to account for activity necessary to monitor the status of the Outlet Channel and ensure the stability and continued performance of the Outlet Channel associated with the cost sharing agreement.

The *JPA/MOA Emergency fund* was established to account for any major unexpected and necessary expenditures relating to the JPA/MOA agreement.

As a general rule the effect of interfund activity has been eliminated from government-wide financial statements.

The preparation of financial statements in conformity with accounting principles generally accepted in the United States of America requires management to make estimates and assumptions that affect certain reported amounts and disclosures. Accordingly, actual results could differ from those estimates.

Prior Lake-Spring Lake Watershed District
Prior Lake, Minnesota
Notes to the Financial Statements
December 31, 2021

Note 1: Summary of Significant Accounting Policies (Continued)

D. Assets, Deferred Outflows of Resources, Liabilities, Deferred Inflows of Resources and Net Position or Fund Balance

Deposits and Investments

The District's cash and temporary investments are considered to be cash on hand, demand deposits and short-term investments with original maturities of three months or less from the date of acquisition.

Cash balances from all funds are pooled and invested, to the extent available, in certificates of deposit and other authorized investments. Earnings from such investments are allocated on the basis of applicable participation by each of the funds.

The District may also invest idle funds as authorized by Minnesota statutes, as follows:

1. Direct obligations or obligations guaranteed by the United States or its agencies.
2. Shares of investment companies registered under the Federal Investment Company Act of 1940 and received the highest credit rating, rated in one of the two highest rating categories by a statistical rating agency, and have a final maturity of thirteen months or less.
3. General obligations of a state or local government with taxing powers rated "A" or better; revenue obligations rated "AA" or better.
4. General obligations of the Minnesota Housing Finance Agency rated "A" or better.
5. Obligation of a school district with an original maturity not exceeding 13 months and (i) rated in the highest category by a national bond rating service or (ii) enrolled in the credit enhancement program pursuant to statute section 126C.55.
6. Bankers' acceptances of United States banks eligible for purchase by the Federal Reserve System.
7. Commercial paper issued by United States banks corporations or their Canadian subsidiaries, of highest quality category by at least two nationally recognized rating agencies, and maturing in 270 days or less.
8. Repurchase or reverse repurchase agreements and securities lending agreements with financial institutions qualified as a "depository" by the government entity, with banks that are members of the Federal Reserve System with capitalization exceeding \$10,000,000, a primary reporting dealer in U.S. government securities to the Federal Reserve Bank of New York, or certain Minnesota securities broker-dealers.
9. Guaranteed Investment Contracts (GIC's) issued or guaranteed by a United States commercial bank, a domestic branch of a foreign bank, a United States insurance company, or its Canadian subsidiary, whose similar debt obligations were rated in one of the top two rating categories by a nationally recognized rating agency.

Broker money market funds operate in accordance with appropriate state laws and regulations. The reported value of the pool is the same as the fair value of the shares. The District categorizes its fair value measurements within the fair value hierarchy established by generally accepted accounting principles. The hierarchy is based on the valuation inputs used to measure the fair value of the asset. Level 1 inputs are quoted prices in active markets for identical assets; Level 2 inputs are significant other observable inputs; Level 3 inputs are significant unobservable inputs.

Prior Lake-Spring Lake Watershed District
Prior Lake, Minnesota
Notes to the Financial Statements
December 31, 2021

Note 1: Summary of Significant Accounting Policies (Continued)

Property Tax Revenue Recognition

The Board of Managers annually adopts a tax levy and certifies it to the County in December (levy/assessment date) of each year for collection in the following year. The County is responsible for billing and collecting all property taxes for itself, the District, the local School District and other taxing authorities. Such taxes become a lien on January 1 and are recorded as receivables by the District at that date. Real property taxes are payable (by property owners) on May 15 and October 15 of each calendar year. Personal property taxes are payable by taxpayers on February 28 and June 30 of each year. These taxes are collected by the County and remitted to the District on or before July 7 and December 2 of the same year. The District has no ability to enforce payments of property taxes by property owners. The County possesses this authority.

Government-wide Financial Statements. The District recognizes property tax revenue in the period for which taxes were levied.

Governmental Fund Financial Statements. The District recognizes property tax revenue when it becomes both measurable and available to finance expenditures of the current period. In practice, current and delinquent taxes and State credits received by the District in July, December, and January are recognized as revenue for the current year. Taxes collected by the County by December 31 (remitted to the District the following January) and taxes and credits not received at year end are classified as delinquent and due from County taxes receivable. The portion of delinquent taxes not collected by the District in January is fully offset by unavailable revenue because they are not available to finance current expenditures.

Interfund Receivable and Payables

Activity between funds that are representative of lending/borrowing arrangements outstanding at the end of the fiscal year are referred to as either "due to/from other funds" (i.e., the current portion of interfund loans) or "advances to/from other funds" (i.e., the non-current portion of interfund loans). All other outstanding balances between funds are reported as "due to/from other funds."

Accounts Receivable

Accounts receivable include amounts billed for services provided before year end.

Capital Assets

Capital assets, which include land, land improvements, easements and equipment are reported in the applicable governmental activities columns in the government-wide financial statements. Capital assets are defined by the District as assets with an initial, individual cost of more than \$5,000 (amount not rounded) and an estimated useful life in excess of one year. Such assets are recorded at historical cost or estimated historical cost if purchased or constructed. Donated capital assets are recorded at acquisition value at the date of donation.

The costs of normal maintenance and repairs that do not add to the value of the asset or materially extend assets lives are not capitalized.

GASB Statement No. 34 required the District to report and depreciate new infrastructure assets effective with the beginning of the 2004 calendar year. Infrastructure assets include lake improvements, dams and drainage systems. Neither their historical cost nor related depreciation had historically been reported in the financial statements. For governmental entities with total annual revenues of less than \$10 million for the fiscal year ended December 31, 1999 the retroactive reporting of infrastructure is not required under the provisions of GASB Statement No. 34. The District implemented the general provisions of GASB Statement No. 34 in the 2004 calendar year and has elected not to report infrastructure assets acquired in years prior to 2004.

Prior Lake-Spring Lake Watershed District
 Prior Lake, Minnesota
 Notes to the Financial Statements
 December 31, 2021

Note 1: Summary of Significant Accounting Policies (Continued)

Major outlays for capital assets and improvements are capitalized as projects are constructed.

Capital assets of the District are depreciated using the straight-line method over the following estimated useful lives:

Assets	Useful Lives in Years
Land Improvements	50
Equipment	5 - 10

Deferred Outflows of Resources

In addition to assets, the statement of net position will sometimes report a separate section for deferred outflows of resources. This separate financial statement element, deferred outflows of resources, represents a consumption of net position that applies to a future period(s) and so will not be recognized as an outflow of resources (expense/expenditure) until then. The District has only one item that qualifies for reporting in this category. Accordingly, the item, deferred pension resources, is reported only in the statement of net position. This item results from actuarial calculations and current year pension contributions made subsequent to the measurement date.

Pensions

For purposes of measuring the net pension liability, deferred outflows/inflows of resources, and pension expense, information about the fiduciary net position of the Public Employees Retirement Association (PERA) and additions to/deductions from PERA's fiduciary net position have been determined on the same basis as they are reported by PERA except that PERA's fiscal year end is June 30. For this purpose, plan contributions are recognized as of employer payroll paid dates and benefit payments and refunds are recognized when due and payable in accordance with the benefit terms. Investments are reported at fair value. The General fund is typically used to liquidate governmental net pension liability.

The total pension expense for the GERP is \$20,925 .

Compensated Absences

It is the District's policy to permit employees to accumulate earned but unused paid time off. All paid time off that is vested as severance pay is accrued when incurred in the government-wide financial statements. A liability for these amounts is reported in the governmental funds only if they have matured, for example, as a result of employee resignations and retirements. In accordance with the provisions of Statement of Government Accounting Standard No. 16, *Accounting for Compensated Absences*, no liability is recorded for non-vesting accumulating rights to receive paid time off. The General fund is typically used to liquidate governmental compensated absences payable.

Long-term Obligations

In the government-wide financial statements, long-term debt and other long-term obligations are reported as liabilities in the applicable governmental activities statement of net position. The recognition of bond premiums and discounts as are amortized over the life of the bonds using the straight-line method. Bonds payable are reported net of the applicable bond premium or discount. Bond issuance costs are reported as an expense in the period incurred.

In the fund financial statements, governmental fund types recognized bond premiums and discounts, as well as bond issuance costs, during the current period. The face amount of debt is reported as other financing sources. Premiums received on debt issuances are reported as other financing sources while discounts on debt issuances are reported as other financing uses. Issuance costs, whether or not withheld from the actual debt proceeds received, are reported as debt service expenditures.

Prior Lake-Spring Lake Watershed District
Prior Lake, Minnesota
Notes to the Financial Statements
December 31, 2021

Note 1: Summary of Significant Accounting Policies (Continued)

Deferred Inflows of Resources

In addition to liabilities, the statement of net position will sometimes report a separate section for deferred inflows of resources. This separate financial statement element, deferred inflows of resources, represents an acquisition of net position that applies to a future period(s) and so will not be recognized as an inflow of resources (revenue) until that time. The District has only one type of item, which arises only under a modified accrual basis of accounting that qualifies as needing to be reported in this category. Accordingly, the item, unavailable revenue, is reported only in the governmental funds balance sheet. The governmental funds report unavailable revenues from property taxes. These amounts are deferred and recognized as an inflow of resources in the period that the amounts become available.

The District has an additional item which qualifies for reporting in this category. The item, deferred pension resources, is reported only in the statement of net position and results from actuarial calculations.

Fund Balance

In the fund financial statements, fund balance is divided into five classifications based primarily on the extent to which the District is bound to observe constraints imposed upon the use of resources reported in the governmental funds. These classifications are defined as follows:

Nonspendable - Amounts that cannot be spent because they are not in spendable form, such as prepaid items.

Restricted - Amounts related to externally imposed constraints established by creditors, grantors or contributors; or constraints imposed by state statutory provisions.

Committed - Amounts constrained for specific purposes that are internally imposed by formal action (resolution) of the District Board of Managers, which is the District's highest level of decision-making authority. Committed amounts cannot be used for any other purpose unless the Board of Managers modifies or rescinds the commitment by resolution.

Assigned - Amounts constrained for specific purposes that are internally imposed. In governmental funds other than the General fund, assigned fund balance represents all remaining amounts that are not classified as nonspendable and are neither restricted nor committed. In the General fund, assigned amounts represent intended uses established by the Board of Managers itself or by an official to which the governing body delegates the authority. The Board of Managers has adopted a fund balance policy which delegates the authority to assign amounts for specific purposes to the District Administrator.

Unassigned - The residual classification for the General fund and also negative residual amounts in other funds. The District considers restricted amounts to be spent first when both restricted and unrestricted fund balance is available. Additionally, the District would first use committed, then assigned, and lastly unassigned amounts of unrestricted fund balance when expenditures are made.

The District has formally adopted a fund balance policy for the General fund.

Prior Lake-Spring Lake Watershed District
 Prior Lake, Minnesota
 Notes to the Financial Statements
 December 31, 2021

Note 1: Summary of Significant Accounting Policies (Continued)

Net Position

Net position represents the difference between assets/deferred outflows of resources and liabilities/deferred inflows of resources. Net position is displayed in three components:

- a. Investment in capital assets - Consists of capital assets, net of accumulated depreciation
- b. Restricted net position - Consists of net position balances restricted when there are limitations imposed on their use through external restrictions imposed by creditors, grantors, laws or regulations of other governments.
- c. Unrestricted net position- All other net position balances that do not meet the definition of "restricted" or "investment in capital assets".

When both restricted and unrestricted resources are available for use, it is the District's policy to use restricted resources first, then unrestricted resources as they are needed.

Note 2: Stewardship, Compliance and Accountability

Budgetary Information

The Board of Managers adopts an annual budget for the General and Implementation funds of the District on an annual basis. During the budget year, supplemental appropriations and deletions are or may be authorized by the Board of Managers. There were amendments to the budget during 2021. The modified accrual basis of accounting is used by the District for budgeting data. All appropriations end with the fiscal year for which they were made.

The District monitors budget performance on the fund basis. All amounts over budget have been approved by the Board of Managers through the disbursement process.

The District does not use encumbrance accounting.

Excess of Expenditures Over Appropriations

For the year ended December 31, 2021, expenditures exceeded appropriations in the following fund:

<u>Fund</u>	<u>Budget</u>	<u>Actual</u>	<u>Excess of Expenditures Over Appropriations</u>
General	\$ 166,126	\$ 239,307	\$ 73,181

These excess expenditures were funded by excess fund balance and greater than anticipated revenues.

Prior Lake-Spring Lake Watershed District
Prior Lake, Minnesota
Notes to the Financial Statements
December 31, 2021

Note 3: Detailed Notes on Accounts

A. Deposits and Investments

Deposits

Custodial credit risk for deposits and investments is the risk that in the event of a bank failure, the District's deposits and investments may not be returned or the District will not be able to recover collateral securities in the possession of an outside party.

In accordance with Minnesota statutes and as authorized by the Board of Managers, the District maintains deposits at those depository banks, all of which are members of the Federal Reserve System.

Minnesota statutes require that all District deposits be protected by insurance, surety bond or collateral. The market value of collateral pledged must equal 110 percent of the deposits not covered by insurance or bonds, with the exception of irrevocable standby letters of credit issued by Federal Home Loan Banks as this type of collateral only requires collateral pledged equal to 100 percent of the deposits not covered by insurance or bonds.

Authorized collateral in lieu of a corporate surety bond includes:

- United States government Treasury bills, Treasury notes, Treasury bonds;
- Issues of United States government agencies and instrumentalities as quoted by a recognized industry quotation service available to the government entity;
- General obligation securities of any state or local government with taxing powers which is rated "A" or better by a national bond rating service, or revenue obligation securities of any state or local government with taxing powers which is rated "AA" or better by a national bond rating service;
- General obligation securities of a local government with taxing powers may be pledged as collateral against funds deposited by that same local government entity;
- Irrevocable standby letters of credit issued by Federal Home Loan Banks to a municipality accompanied by written evidence that the bank's public debt is rated "AA" or better by Moody's Investors Service, Inc., or Standard & Poor's Corporation; and
- Time deposits that are fully insured by any federal agency.

Minnesota statutes require that all collateral shall be placed in safekeeping in a restricted account at a Federal Reserve Bank, or in an account at a trust department of a commercial bank or other financial institution that is not owned or controlled by the financial institution furnishing the collateral. The selection should be approved by the District.

At year end, the District's carrying amount of deposits was \$1,916,041 and the bank balance was \$1,928,294. The balance was covered by \$250,000 of FDIC coverage and the remaining balance was covered by collateral held in the District's name.

Prior Lake-Spring Lake Watershed District
 Prior Lake, Minnesota
 Notes to the Financial Statements
 December 31, 2021

Note 3: Detailed Notes on Accounts (Continued)

Investments

At year end, the District's investment balances were as follows:

Types of Investments	Credit Quality/ Ratings (1)	Segmented Time Distribution (2)	Amount	Fair Value Measurement Using	
				Level 1	Level 2
Pooled Investments (at Amortized Cost)					
Brokered Money Market Funds	N/A	less than 1 year	<u>\$ 380,799</u>		

(1) Ratings are provided by Moody's where applicable to indicate associated credit risk.

(2) Interest rate risk is disclosed using the segmented time distribution method.

N/A Indicates not applicable or available.

A reconciliation of cash and investments as shown in the financial statements of the District follows:

Carrying Amount of Deposits	\$ 1,916,041
Investments	<u>380,799</u>
 Total Cash and Temporary Investments	 <u>\$ 2,296,840</u>

The investments of the District are subject to the following risks:

- **Credit Risk.** Credit risk is the risk that an issuer or other counterparty to an investment will not fulfill its obligations. Ratings are provided by various credit rating agencies and where applicable, indicate associated credit risk. Minnesota statutes and the District's investment policy limit the District's investments to the list on page 41 of the notes. The District's investment policy specifically limits investments to the following:
 - Bonds, notes, certificates of indebtedness, treasury bills or other securities now or hereafter issued by the United States of America and its agencies
 - Interest bearing checking and savings accounts, or any other investments constituting direct obligations of any FDIC financial institution
 - Certificates of deposit with federally insured institutions that are collateralized or insured in excess of the \$250,000 provided by the Federal Deposit Insurance Corporation coverage limit
 - Money market accounts that are 100 percent invested in above referenced government securities
 - Commercial paper issued by corporations organized in the United States with assets exceeding \$500,000,000, of highest quality category by at least two of the three standard rating agencies, maturing in 270 days. The total investment in any one corporation cannot exceed 10 percent of that corporation's outstanding obligations and cannot be more than \$500,000
 - Investments may be made only in those savings banks or saving and loan associations the shares, or investment certificates of which are insured by the Federal Deposit Insurance Corporation
 - Investment products that are considered as derivatives are specifically excluded from approved investments

Prior Lake-Spring Lake Watershed District
 Prior Lake, Minnesota
 Notes to the Financial Statements
 December 31, 2021

Note 3: Detailed Notes on Accounts (Continued)

- *Custodial Credit Risk.* The custodial credit risk for investments is the risk that, in the event of the failure of the counterparty to a transaction, a government will not be able to recover the value of investment or collateral securities that are in the possession of an outside party. The District's investment policy states that collateral must be placed in safekeeping at or before the time the investments are purchased if the investment is not fully covered by FDIC insurance.
- *Concentration of Credit Risk.* The concentration of credit risk is the risk of loss attributed to the magnitude of a government's investment in a single issuer. According to the District's investment policy, it is the policy of the District to diversify its investment portfolio. Investment shall be diversified to eliminate the risk of loss resulting in over concentration in a specific maturity, issuer, or class of securities. Diversification strategies shall be determined and revised periodically by the District.
- *Interest Rate Risk.* The interest rate risk is the risk that changes in interest rates will adversely affect the fair value of an investment. In accordance with the District's investment policy, no investment maturity shall extend beyond five years to reduce this risk.

B. Capital Assets

Capital asset activity for the year ended December 31, 2021 was as follows:

	Beginning Balance	Increases	Decreases	Ending Balance
Governmental Activities				
Capital Assets, not being Depreciated				
Land	\$ 37,800	\$ -	\$ -	\$ 37,800
Permanent easements	578,120	-	-	578,120
CIP	-	313,352	-	313,352
Total Capital Assets, not being Depreciated	<u>615,920</u>	<u>313,352</u>	<u>-</u>	<u>929,272</u>
Capital Assets, being Depreciated				
Land improvements	1,250,578	-	-	1,250,578
Equipment	132,460	29,617	(10,405)	151,672
Total Capital Assets being Depreciated	<u>1,383,038</u>	<u>29,617</u>	<u>(10,405)</u>	<u>1,402,250</u>
Less Accumulated Depreciation for				
Land improvements	(1,101,850)	(7,506)	-	(1,109,356)
Equipment	(13,338)	(10,437)	6,416	(17,359)
Total Accumulated Depreciation	<u>(1,115,188)</u>	<u>(17,943)</u>	<u>6,416</u>	<u>(1,126,715)</u>
Total Capital Assets being Depreciated, Net	<u>267,850</u>	<u>11,674</u>	<u>(3,989)</u>	<u>275,535</u>
Governmental Activities Capital Assets, Net	<u>\$ 883,770</u>	<u>\$ 325,026</u>	<u>\$ (3,989)</u>	<u>\$ 1,204,807</u>

The full depreciation expense amount was charged to programs.

Prior Lake-Spring Lake Watershed District
 Prior Lake, Minnesota
 Notes to the Financial Statements
 December 31, 2021

Note 3: Detailed Notes on Accounts (Continued)

C. Transfers

The following interfund transfers were made during 2021:

- The Implementation fund transferred \$27,624 to the JPA/MOA Operations fund. This interfund transfer represents the District's cost-share allocation for the funds established pursuant to the Memorandum of Agreement for construction, use, operation and maintenance of the Prior Lake Outlet Channel and Outlet Structure. The JPA/MOA Emergency fund transferred \$589 to the JPA/MOA Operations fund to transfer excess interest in accordance with the cost share agreement.

D. Long-term Liabilities

Changes in Long-term Liabilities

During the year ended December 31, 2021, the following changes occurred in long-term liabilities.

	Beginning Balance	Increases	Decreases	Ending Balance	Current Portion
Governmental Activities					
Compensated absences payable	\$ 21,568	\$ 50,577	\$ (45,225)	\$ 26,920	\$ 26,920

Note 4: Defined Benefit Pension Plans - Statewide

A. Plan Description

The District participates in the following cost-sharing multiple-employer defined benefit pension plans administered by the Public Employees Retirement Association of Minnesota (PERA). PERA's defined benefit pension plans are established and administered in accordance with *Minnesota statutes*, chapters 353 and 356. PERA's defined benefit pension plans are tax qualified plans under Section 401(a) of the Internal Revenue Code.

General Employees Retirement Plan

All full-time and certain part-time employees of the District are covered by the General Employees Plan. General Employees Plan members belong to the Coordinated Plan. Coordinated Plan members are covered by Social Security.

Prior Lake-Spring Lake Watershed District
Prior Lake, Minnesota
Notes to the Financial Statements
December 31, 2021

Note 4: Defined Benefit Pension Plans - Statewide (Continued)

B. Benefits Provided

PERA provides retirement, disability and death benefits. Benefit provisions are established by state statute and can only be modified by the state Legislature. Vested, terminated employees who are entitled to benefits but are not receiving them yet are bound by the provisions in effect at the time they last terminated their public service.

General Employee Plan Benefits

General Employees Plan benefits are based on a member's highest average salary for any five successive years of allowable service, age, and years of credit at termination of service. Two methods are used to compute benefits for PERA's Coordinated Plan members. Members hired prior to July 1, 1989 receive the higher of Method 1 or Method 2 formulas. Only Method 2 is used for members hired after June 30, 1989. Under Method 1, the accrual rate for Coordinated members is 1.2 percent of average salary for each of the first 10 years of service and 1.7 percent of average salary for each additional year. Under Method 2, the accrual rate for Coordinated members is 1.7 percent for average salary for all years of service. For members hired prior to July 1, 1989 a full annuity is available when age plus years of service equal 90 and normal retirement age is 65. For members hired on or after July 1, 1989 normal retirement age is the age for unreduced Social Security benefits capped at 66.

Benefit increases are provided to benefit recipients each January. The postretirement increase is equal to 50 percent of the cost-of-living adjustment (COLA) announced by the SSA, with a minimum increase of at least 1 percent and a maximum of 1.5 percent. Recipients that have been receiving the annuity or benefit for at least a full year as of the June 30 before the effective date of the increase will receive the full increase. Recipients receiving the annuity or benefit for at least one month but less than a full year as of the June 30 before the effective date of the increase will receive a reduced prorated increase. For members retiring on January 1, 2024, or later, the increase will be delayed until normal retirement age (age 65 if hired prior to July 1, 1989, or age 66 for individuals hired on or after July 1, 1989). Members retiring under Rule of 90 are exempt from the delay to normal retirement.

C. Contributions

Minnesota statutes, chapter 353 sets the rates for employer and employee contributions. Contribution rates can only be modified by the state Legislature.

General Employees Fund Contributions

Plan members were required to contribute 6.50 percent of their annual covered salary and the District was required to contribute 7.50 percent for Coordinated Plan members. The District's contributions to the General Employees Fund for the years ending December 31, 2021, 2020 and 2019 were \$28,148, \$28,460 and \$27,359, respectively. The District's contributions were equal to the contractually required contributions for each year as set by state statute.

Prior Lake-Spring Lake Watershed District
 Prior Lake, Minnesota
 Notes to the Financial Statements
 December 31, 2021

Note 4: Defined Benefit Pension Plans - Statewide (Continued)

D. Pension Costs

General Employees Fund Pension Costs

At December 31, 2021, the District reported a liability of \$230,604 for its proportionate share of the General Employees Fund's net pension liability. The district's net pension liability reflected a reduction due to the State of Minnesota's contribution of \$16 million. The State of Minnesota is considered a non-employer contributing entity and the state's contribution meets the definition of a special funding situation. The State of Minnesota's proportionate share of the net pension liability associated with the district totaled \$7,087. The net pension liability was measured as of June 30, 2021, and the total pension liability used to calculate the net pension liability was determined by an actuarial valuation as of that date. The District's proportionate of the net pension liability was based on the District's contributions received by PERA during the measurement period for employer payroll paid dates from July 1, 2020 through June 30, 2021 relative to the total employer contributions received from all of PERA's participating employers. The District's proportionate share was 0.0054 percent which was an increase of 0.0002 percent from its proportion measured as of June 30, 2021.

District's Proportionate Share of the Net Pension Liability	\$ 230,604
State of Minnesota's Proportionate Share of the Net Pension Liability Associated with the District	<u>7,087</u>
Total	<u><u>\$ 237,691</u></u>

For the year ended December 31, 2021, the District recognized pension expense of \$20,353 for its proportionate share of the General Employees Fund's pension expense. In addition, the District recognized an additional \$572 as pension expense (and grant revenue) for its proportionate share of the State of Minnesota's contribution of \$16 million to the General Employees Fund.

At December 31, 2021, the District reported its proportionate share of the General Employees Fund's deferred outflows of resources and deferred inflows of resources, related to pensions from the following sources:

	<u>Deferred Outflows of Resources</u>	<u>Deferred Inflows of Resources</u>
Differences between Expected and Actual Experience	\$ 1,391	\$ 7,028
Changes in Actuarial Assumptions	140,802	4,942
Net Difference between Projected and Actual Earnings on Plan Investments	-	198,969
Changes in Proportion	15,330	3,101
Contributions to PERA Subsequent to the Measurement Date	<u>13,018</u>	<u>-</u>
Total	<u><u>\$ 170,541</u></u>	<u><u>\$ 214,040</u></u>

Prior Lake-Spring Lake Watershed District
 Prior Lake, Minnesota
 Notes to the Financial Statements
 December 31, 2021

Note 4: Defined Benefit Pension Plans - Statewide (Continued)

The reported as deferred outflows of resources related to pensions resulting from the District's contributions to GERF subsequent to the measurement date will be recognized as a reduction of the net pension liability in the year ended December 31, 2022. Other amounts reported as deferred outflows and inflows of resources related to pensions will be recognized in pension expense as follows:

2021	\$	2,277
2022		(2,236)
2023		(2,086)
2024		(54,472)

Total Pension Expense

The total pension expense for all plans recognized by the District for the year ended December 31, 2021, was \$20,925 .

E. Actuarial Assumptions

The total pension liability in the June 30, 2021 actuarial valuation was determined using an individual entry-age normal actuarial cost method. The long-term rate of return on pension plan investments used in the determination of the total liability is 6.5 percent. This assumption is based on a review of inflation and investments return assumptions from a number of national investment consulting firms. The review provided a range of return investment return rates deemed to be reasonable by the actuary. An investment return of 6.5 percent was deemed to be within that range of reasonableness for financial reporting purposes.

Inflation is assumed to be 2.25 percent for the General Employees Plan. Benefit increases after retirement are assumed to be 1.25 percent for the General Employees Plan.

Salary growth assumptions in the General Employees Plan range in annual increments from 10.25 percent after one year of service to 3.0 percent after 29 years of service and 6.0 percent per year thereafter. In the Police and Fire Plan, salary growth assumptions range from 11.75 percent after one year of service to 3.0 percent after 24 years of service.

Mortality rates for the General Employees Plan are based on the Pub-2010 General Employee Mortality Table. The tables are adjusted slightly to fit PERA's experience.

Actuarial assumptions used in the June 30, 2021 valuation were based on the results of actuarial experience studies. The most recent four-year experience study in the General Employees Plan was completed in 2019. The assumption changes were adopted by the Board and become effective with the July 1, 2020 actuarial valuation. The most recent four-year experience study for the Police and Fire Plan was completed in 2020 were adopted by the Board and became effective with the July 1, 2021 actuarial valuation.

Prior Lake-Spring Lake Watershed District
 Prior Lake, Minnesota
 Notes to the Financial Statements
 December 31, 2021

Note 4: Defined Benefit Pension Plans - Statewide (Continued)

The following changes in actuarial assumptions occurred in 2021:

General Employees Fund

Changes in Actuarial Assumptions

- The investment return and single discount rates were changed from 7.50 percent to 6.50 percent, for financial reporting purposes.
- The mortality improvement scale was changed from Scale MP-2019 to Scale MP-2020.

Changes in Plan Provisions

- There were no changes in plan provisions since the previous valuation.

The State Board of Investment, which manages the investments of PERA, prepares an analysis of the reasonableness on a regular basis of the long-term expected rate of return using a building-block method in which best-estimate ranges of expected future rates of return are developed for each major asset class. These ranges are combined to produce an expected long-term rate of return by weighting the expected future rates of return by the target asset allocation percentages. The target allocation and best estimates of geometric real rates of return for each major asset class are summarized in the following table:

Asset Class	Target Allocation	Long-term Expected Real Rate of Return
Domestic Equity	33.50 %	5.10 %
International Equity	16.50	5.30
Bonds (Fixed Income)	25.00	0.75
Alternative Assets (Private Markets)	25.00	5.90
Total	100.00 %	

F. Discount Rate

The discount rate used to measure the total pension liability in 2021 was 6.50 percent. The projection of cash flows used to determine the discount rate assumed that contributions from plan members and employers will be made at rates set in Minnesota Statutes. Based on these assumptions, the fiduciary net position of General Employees Fund were projected to be available to make all projected future benefit payments of current plan members. Therefore, the long-term expected rate of return on pension plan investments was applied to all periods of projected benefit payments to determine the total pension liability.

Prior Lake-Spring Lake Watershed District
 Prior Lake, Minnesota
 Notes to the Financial Statements
 December 31, 2021

Note 4: Defined Benefit Pension Plans - Statewide (Continued)

G. Pension Liability Sensitivity

The following presents the District's proportionate share of the net pension liability for all plans it participates in, calculated using the discount rate disclosed in the preceding paragraph, as well as what the District's proportionate share of the net pension liability would be if it were calculated using a discount rate one percentage point lower or one percentage point higher than the current discount rate:

	District Proportionate Share of NPL		
	1 Percent Decrease (6.50%)	Current (7.50%)	1 Percent Increase (8.50%)
General Employees Fund	\$ 470,315	\$230,604	\$ 33,907

H. Pension Plan Fiduciary Net Position

Detailed information about each defined benefit pension plan's fiduciary net position is available in a separately-issued PERA financial report that includes financial statements and required supplementary information. That report may be obtained on the Internet at www.mnpera.org.

Note 5: Other Information

A. Risk Management

The District is exposed to various risks of loss related to torts; theft of, damage to and destruction of assets; errors and omissions; injuries to employees; and natural disasters for which the District carries insurance. The District pays annual premiums for its workers compensation and property and casualty insurance. Settled claims have not exceeded the District's coverage in any of the past four fiscal years.

Liabilities are reported when it is probable that a loss has occurred and the amount of the loss can be reasonably estimated. Liabilities, if any, include an amount for claims that have been incurred but not reported (IBNRs). The District's management is not aware of any incurred but not reported claims.

B. Permit Collateral Deposits Payable

The District issues permits to applicants who wish to make changes to land that may affect the water drainage or alter the lake shore within the boundaries of the District. The District requires collateral to be deposited to ensure the projects are completed in accordance with the permit application. As of December 31, 2021, the District was holding \$74,666 of collateral deposits.

C. Cost Sharing Agreement

On October 17, 2007, the District entered into a Joint Powers Agreement with the City of Prior Lake and the City of Shakopee. At the same time, the District also entered into a Memorandum of Agreement with the City of Prior Lake, the City of Shakopee, and the Shakopee Mdewakanton Sioux Community. The purpose of both agreements is to share costs for construction, use, and operation of the Prior Lake outlet channel. The Memorandum of Agreement for the Use, Operation, and Maintenance of the Prior Lake Outlet Channel and Structure Between the Prior Lake-Spring Lake Watershed District, the City of Prior Lake, the City of Shakopee, and the Shakopee Mdewakanton Sioux Community was subsequently updated and approved, with an effective date of May 2, 2019.

For the year ended December 31, 2021, the District recognized cost reimbursement revenue of \$159,050 and has unearned revenue of \$130,127.

REQUIRED SUPPLEMENTARY INFORMATION

PRIOR LAKE - SPRING LAKE
WATERSHED DISTRICT
PRIOR LAKE, MINNESOTA

FOR THE YEAR ENDED
DECEMBER 31, 2021

Prior Lake-Spring Lake Watershed District
 Prior Lake, Minnesota
 Required Supplementary Information
 December 31, 2021

Schedule of Employer's Share of PERA Net Pension Liability - General Employees Fund

Fiscal Year Ending	District's Proportion of the Net Pension Liability	District's Proportionate Share of the Net Pension Liability (a)	State's Proportionate Share of the Net Pension Liability Associated with the District (b)	Total (a+b)	District's Covered Payroll (c)	District's Proportionate Share of the Net Pension Liability as a Percentage of Covered Payroll ((a+b)/c)	Plan Fiduciary Net Position as a Percentage of the Total Pension Liability
06/30/21	0.0054 %	\$ 230,604	\$ 7,087	\$ 237,691	\$ 390,978	59.0 %	87.0 %
06/30/20	0.0052	311,764	9,685	321,449	373,317	83.5	79.0
06/30/19	0.0053	293,025	9,166	302,191	361,167	83.7	80.2
06/30/18	0.0047	260,737	8,633	269,370	310,893	86.6	79.5
06/30/17	0.0045	287,277	3,645	290,922	286,665	101.5	75.9
06/30/16	0.0043	349,139	-	353,640	273,072	127.9	68.9
06/30/15	0.0036	186,571	-	186,571	211,692	88.1	78.2

Note: Schedule is intended to show 10-year trend. Additional years will be reported as they become available.

Schedule of Employer's PERA Contributions - General Employees Fund

Year Ending	Statutorily Required Contribution (a)	Contributions in Relation to the Statutorily Required Contribution (b)	Contribution Deficiency (Excess) (a-b)	District's Covered Payroll (c)	Contributions as a Percentage of Covered Payroll (b/c)
12/31/2021	\$ 28,148	\$ 28,148	\$ -	\$ 375,303	7.5 %
12/31/2020	28,460	28,460	-	379,468	7.5
12/31/2019	27,359	27,359	-	364,783	7.5
12/31/2018	24,178	24,178	-	322,367	7.5
12/31/2017	22,312	22,312	-	297,493	7.5
12/31/2016	20,643	20,643	-	275,235	7.5
12/31/2015	18,844	18,844	-	251,252	7.5

Note: Schedule is intended to show 10-year trend. Additional years will be reported as they become available.

Prior Lake-Spring Lake Watershed District
Prior Lake, Minnesota
Required Supplementary Information (Continued)
December 31, 2021

Notes to the Required Supplementary Information - General Employees Fund

Changes in Actuarial Assumptions

2021 - The investment return and single discount rates were changed from 7.50 percent to 6.50 percent, for financial reporting purposes. The mortality improvement scale was changed from Scale MP-2019 to Scale MP-2020.

2020 - The price inflation assumption was decreased from 2.50% to 2.25%. The payroll growth assumption was decreased from 3.25% to 3.00%. Assumed salary increase rates were changed as recommended in the June 30, 2019 experience study. The net effect is assumed rates that average 0.25% less than previous rates. Assumed rates of retirement were changed as recommended in the June 30, 2019 experience study. The changes result in more unreduced (normal) retirements and slightly fewer Rule of 90 and early retirements. Assumed rates of termination were changed as recommended in the June 30, 2019 experience study. The new rates are based on service and are generally lower than the previous rates for years 2-5 and slightly higher thereafter. Assumed rates of disability were changed as recommended in the June 30, 2019 experience study. The change results in fewer predicted disability retirements for males and females. The base mortality table for healthy annuitants and employees was changed from the RP-2014 table to the Pub-2010 General Mortality table, with adjustments. The base mortality table for disabled annuitants was changed from the RP-2014 disabled annuitant mortality table to the PUB-2010 General/Teacher disabled annuitant mortality table, with adjustments. The mortality improvement scale was changed from Scale MP-2018 to Scale MP-2019. The assumed spouse age difference was changed from two years older for females to one year older.

The assumed number of married male new retirees electing the 100% Joint & Survivor option changed from 35% to 45%. The assumed number of married female new retirees electing the 100% Joint & Survivor option changed from 15% to 30%. The corresponding number of married new retirees electing the Life annuity option was adjusted accordingly.

2019 - The mortality projection scale was changed from MP-2017 to MP-2018.

2018 - The mortality projection scale was changed from MP-2015 to MP-2017. The assumed benefit increase was changed from 1.00 percent per year through 2044 and 2.50 percent per year thereafter to 1.25 percent per year.

2017 - The Combined Service Annuity (CSA) loads were changed from 0.8 percent for active members and 60 percent for vested and non-vested deferred members. The revised CSA loads are now 0.0 percent for active member liability, 15.0 percent for vested deferred member liability and 3.0 percent for non-vested deferred member liability. The assumed post-retirement benefit increase rate was changed from 1.0 percent per year for all years to 1.0 percent per year through 2044 and 2.5 percent per year thereafter.

2016 - The assumed post-retirement benefit increase rate was changed from 1.0 percent per year through 2035 and 2.5 percent per year thereafter to 1.0 percent per year for all future years. The assumed investment return was changed from 7.9 percent to 7.5 percent. The single discount rate was changed from 7.9 percent to 7.5 percent. Other assumptions were changed pursuant to the experience study dated June 30, 2015. The assumed future salary increases, payroll growth and inflation were decreased by 0.25 percent to 3.25 percent for payroll growth and 2.50 percent for inflation.

2015 - The assumed post-retirement benefit increase rate was changed from 1.0 percent per year through 2030 and 2.5 percent per year thereafter to 1.0 percent per year through 2035 and 2.5 percent per year thereafter.

Prior Lake-Spring Lake Watershed District
Prior Lake, Minnesota
Required Supplementary Information (Continued)
December 31, 2021

Notes to the Required Supplementary Information - General Employees Fund (Continued)

Changes in Plan Provisions

2021 - There were no changes in plan provisions since the previous valuation.

2020 - Augmentation for current privatized members was reduced to 2.0% for the period July 1, 2020 through December 31, 2023 and 0.0% after. Augmentation was eliminated for privatizations occurring after June 30, 2020.

2019 - The employer supplemental contribution was changed prospectively, decreasing from \$31.0 million to \$21.0 million per year. The state's special funding contribution was changed prospectively, requiring \$16.0 million due per year through 2031.

2018 - The augmentation adjustment in early retirement factors is eliminated over a five-year period starting July 1, 2019, resulting in actuarial equivalence after June 30, 2024. Interest credited on member contributions decreased from 4.00 percent to 3.00 percent, beginning July 1, 2018. Deferred augmentation was changed to 0.00 percent, effective January 1, 2019. Augmentation that has already accrued for deferred members will still apply. Contribution stabilizer provisions were repealed. Postretirement benefit increases were changed from 1.00 percent per year with a provision to increase to 2.50 percent upon attainment of 90.00 percent funding ratio to 50.00 percent of the Social Security Cost of Living Adjustment, not less than 1.00 percent and not more than 1.50 percent, beginning January 1, 2019. For retirements on or after January 1, 2024, the first benefit increase is delayed until the retiree reaches normal retirement age; does not apply to Rule of 90 retirees, disability benefit recipients, or survivors. Actuarial equivalent factors were updated to reflect revised mortality and interest assumptions.

2017 - The State's contribution for the Minneapolis Employees Retirement Fund equals \$16,000,000 in 2017 and 2018, and \$6,000,000 thereafter. The Employer Supplemental Contribution for the Minneapolis Employees Retirement Fund changed from \$21,000,000 to \$31,000,000 in calendar years 2019 to 2031. The state's contribution changed from \$16,000,000 to \$6,000,000 in calendar years 2019 to 2031.

2016 - There were no changes in plan provisions since the previous valuation.

2015 - On January 1, 2015, the Minneapolis Employees Retirement Fund was merged into the General Employees Fund, which increased the total pension liability by \$1.1 billion and increased the fiduciary plan net position by \$892 million. Upon consolidation, state and employer contributions were revised.

OTHER REQUIRED REPORT
PRIOR LAKE - SPRING LAKE
WATERSHED DISTRICT
PRIOR LAKE, MINNESOTA

FOR THE YEAR ENDED
DECEMBER 31, 2021

THIS PAGE IS LEFT
BLANK INTENTIONALLY

**INDEPENDENT AUDITOR'S REPORT
ON MINNESOTA LEGAL COMPLIANCE**

Board of Managers
Prior Lake - Spring Lake Watershed District
Prior Lake, Minnesota

We have audited, in accordance with auditing standards generally accepted in the United States of America, the financial statements of the governmental activities and each major fund of the Prior Lake - Spring Lake Watershed District (the District), Prior Lake, Minnesota, as of and for the year ended December 31, 2021, and the related notes to the financial statements which collectively comprise the District's basic financial statements, and have issued our report thereon dated April 20, 2022.

In connection with our audit, nothing came to our attention that caused us to believe that the District failed to comply with the provisions of the contracting and bidding, deposits and investments, conflicts of interest, public indebtedness, claims and disbursements, and miscellaneous provisions sections of the *Minnesota Legal Compliance Audit Guide for Other Political Subdivisions*, promulgated by the State Auditor pursuant to Minn. Stat. § 6.65, insofar as they relate to accounting matters. However, our audit was not directed primarily toward obtaining knowledge of such noncompliance. Accordingly, had we performed additional procedures, other matters may have come to our attention regarding the District's noncompliance with the above referenced provisions, insofar as they relate to accounting matters.

This report is intended solely for the information and use of those charged with governance and management of the District and the State Auditor and is not intended to be, and should not be, used by anyone other than these specified parties.



Abdo
Minneapolis, Minnesota
April 20, 2022