

# Annual Financial Report

## Prior Lake-Spring Lake Watershed District

Prior Lake, Minnesota

For the Year Ended  
December 31, 2017

THIS PAGE IS LEFT  
BLANK INTENTIONALLY

Prior Lake-Spring Lake Watershed District  
 Prior Lake, Minnesota  
 Annual Financial Report  
 Table of Contents  
 For the Year Ended December 31, 2017

	<u>Page No.</u>
<b>Introductory Section</b>	
Board of Managers and Appointed Officials	7
<b>Financial Section</b>	
Independent Auditor's Report	11
Management's Discussion and Analysis	15
<b>Basic Financial Statements</b>	
Government-wide Financial Statements	
Statement of Net Position	26
Statement of Activities	27
Fund Financial Statements	
Governmental Funds	
Balance Sheet	30
Reconciliation of the Balance Sheet to the Statement of Net Position	33
Statement of Revenues, Expenditures and Changes in Fund Balances	34
Reconciliation of the Statement of Revenues, Expenditures and Changes in Fund Balances to the Statement of Activities	36
General Fund	
Statement of Revenues, Expenditures and Changes in Fund Balances - Budget and Actual Implementation Fund	37
Statement of Revenues, Expenditures and Changes in Fund Balances - Budget and Actual	38
Notes to the Financial Statements	39
<b>Required Supplementary Information</b>	
Schedule of Employer's Share of Public Employees Retirement Association Net Pension Liability - General Employees Retirement Fund	56
Schedule of Employer's Public Employees Retirement Association Contributions - General Employees Retirement Fund	56
<b>Other Required Report</b>	
Independent Auditor's Report on Minnesota Legal Compliance	61

THIS PAGE IS LEFT  
BLANK INTENTIONALLY

INTRODUCTORY SECTION

PRIOR LAKE - SPRING LAKE  
WATERSHED DISTRICT  
PRIOR LAKE, MINNESOTA

FOR THE YEAR ENDED  
DECEMBER 31, 2017

THIS PAGE IS LEFT  
BLANK INTENTIONALLY

Prior Lake-Spring Lake Watershed District  
Prior Lake, Minnesota  
Board of Managers and Appointed Officials  
For the Year Ended December 31, 2017

**MANAGERS**

<u>Name</u>	<u>Title</u>
Fred Corrigan	President
Marianne Breitbach	Vice President
Charlie Howley	Secretary
Woody Spitzmueller	Treasurer
Curt Hennes	Board Member

**STAFF**

Diane Lynch	District Administrator
Amy Tucci	Administrative Assistant
Jaime Rockney	Water Resources Specialist
Maggie Karschnia	Water Resources Project Manager
Kathryn Keller-Miller	Water Resources Assistant

THIS PAGE IS LEFT  
BLANK INTENTIONALLY



FINANCIAL SECTION  
PRIOR LAKE - SPRING LAKE  
WATERSHED DISTRICT  
PRIOR LAKE, MINNESOTA

FOR THE YEAR ENDED  
DECEMBER 31, 2017

THIS PAGE IS LEFT  
BLANK INTENTIONALLY



## INDEPENDENT AUDITOR'S REPORT

To the Honorable Managers of the  
Prior Lake - Spring Lake Watershed District  
Prior Lake, Minnesota

### **Report on the Financial Statements**

We have audited the accompanying financial statements of the governmental activities and each major fund of the Prior Lake - Spring Lake Watershed District (the District), Prior Lake, Minnesota, as of and for the year ended December 31, 2017, and the related notes to the financial statements, which collectively comprise the District's basic financial statements as listed in the table of contents.

### **Management's Responsibility for the Financial Statements**

Management is responsible for the preparation and fair presentation of these financial statements in accordance with accounting principles generally accepted in the United States of America; this includes the design, implementation, and maintenance of internal control relevant to the preparation and fair presentation of financial statements that are free from material misstatement, whether due to fraud or error.

### **Auditor's Responsibility**

Our responsibility is to express opinions on these financial statements based on our audit. We conducted our audit in accordance with auditing standards generally accepted in the United States of America. Those standards require that we plan and perform the audit to obtain reasonable assurance about whether the financial statements are free of material misstatement.

An audit involves performing procedures to obtain audit evidence about the amounts and disclosures in the financial statements. The procedures selected depend on the auditor's judgment, including the assessment of the risks of material misstatement of the financial statements, whether due to fraud or error. In making those risk assessments, the auditor considers internal control relevant to the District's preparation and fair presentation of the financial statements in order to design audit procedures that are appropriate in the circumstances, but not for the purpose of expressing an opinion on the effectiveness of the District's internal control. Accordingly, we express no such opinion. An audit also includes evaluating the appropriateness of accounting policies used and the reasonableness of significant accounting estimates made by management, as well as evaluating the overall presentation of the financial statements.

We believe that the audit evidence we have obtained is sufficient and appropriate to provide a basis for our audit opinions.

### **Opinions**

In our opinion, the financial statements referred to above present fairly, in all material respects, the respective financial position of the governmental activities and each major fund of the District as of December 31, 2017, and the respective changes in financial position and the respective budgetary comparison for the General fund and Implementation fund for the year then ended in accordance with accounting principles generally accepted in the United States of America.

THIS PAGE IS LEFT  
BLANK INTENTIONALLY

## Other Matters

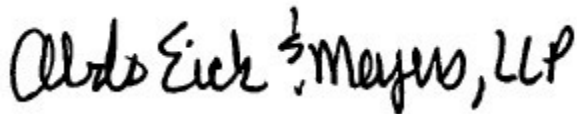
### **Required Supplementary Information**

Accounting principles generally accepted in the United States of America require that the Management's Discussion and Analysis starting on page 15 and the Schedule of Employer's Share of the Net Pension Liability and the Schedule of Employer's Contributions starting on page 56 be presented to supplement the basic financial statements. Such information, although not a part of the basic financial statements, is required by the Governmental Accounting Standards Board who considers it to be an essential part of financial reporting for placing the basic financial statements in an appropriate operational, economic, or historical context. We have applied certain limited procedures to the required supplementary information in accordance with auditing standards generally accepted in the United States of America, which consisted of inquiries of management about the methods of preparing the information and comparing the information for consistency with management's responses to our inquiries, the basic financial statements, and other knowledge we obtained during our audit of the basic financial statements. We do not express an opinion or provide any assurance on the information because the limited procedures do not provide us with sufficient evidence to express an opinion or provide any assurance.

### **Other Information**

Our audit was conducted for the purpose of forming opinions on the financial statements that collectively comprise the District's basic financial statements. The introductory section is presented for purposes of additional analysis and is not a required part of the basic financial statements.

The introductory section has not been subjected to the auditing procedures applied in the audit of the basic financial statements, and accordingly, we do not express an opinion or provide any assurance on it.



ABDO, EICK & MEYERS, LLP  
Minneapolis, Minnesota  
April 23, 2018

THIS PAGE IS LEFT  
BLANK INTENTIONALLY

## Management's Discussion and Analysis

As management of the Prior Lake - Spring Lake Watershed District (the District), Prior Lake, Minnesota, we offer readers of the District's financial statements this narrative overview and analysis of the financial activities of the District for the fiscal year ended December 31, 2017. We encourage readers to consider the information presented here in conjunction with the financial statements, which follow this section.

### Financial Highlights

- The assets and deferred outflows of resources of the District exceeded its liabilities and deferred inflows of resources at the close of the most recent fiscal year by \$1,186,492 (net position). Because the District has a large amount of net position invested in capital assets and restricted for the Prior Lake outlet channel, the unrestricted net position is (\$198,066).
- The District's total net position increased by \$359,088.
- As of the close of the current fiscal year, the District's governmental funds reported combined ending fund balances of \$1,327,371, an increase of \$245,131 in comparison with the prior year. A significant portion of this increase is due to a current levy for future alum treatments. An alum treatment in one of the lakes is anticipated to be completed in the fall of 2018.
- The ending General fund balance is \$136,755, all of which is unassigned.
- The District's total debt decreased \$211,575. This was due to the decrease in the pension liability and scheduled debt service payments.

## Overview of the Financial Statements

This discussion and analysis is intended to serve as an introduction to the District's basic financial statements. The District's basic financial statements are comprised of three components: 1) government-wide financial statements, 2) fund financial statements, and 3) notes to the financial statements.

The financial statements include notes that explain some of the information in the financial statements and provide more detailed data. The statements are followed by a section of combining and individual fund financial statements and schedules that further explains and supports the information in the financial statements. Figure 1 shows how the required parts of this annual report are arranged and relate to one another.

**Figure 1**  
**Required Components of the**  
**District's Annual Financial Report**

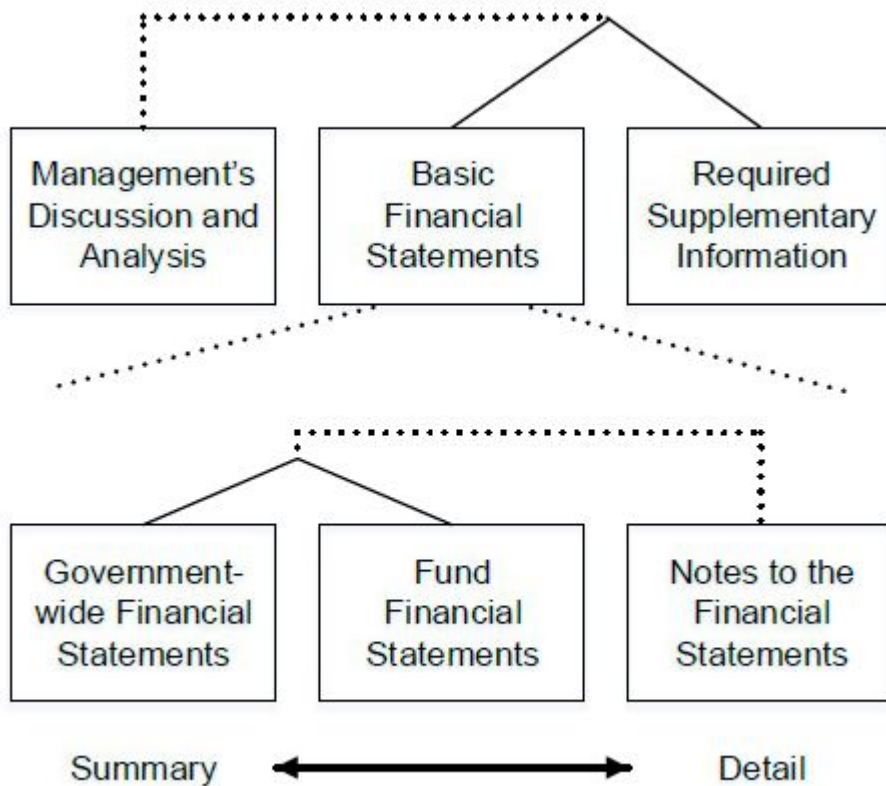




Figure 2 summarizes the major features of the District’s financial statements, including the portion of the District they cover and the types of information they contain. The remainder of this overview section of management’s discussion and analysis explains the structure and contents of each of the statements.

**Figure 2**  
**Major features of the Government-wide and Fund Financial Statements**

	Fund Financial Statements	
	Government-wide Statements	Governmental Funds
Scope	Entire District	The activities of the District
Required financial statements	<ul style="list-style-type: none"> <li>• Statement of Net Position</li> <li>• Statement of Activities</li> </ul>	<ul style="list-style-type: none"> <li>• Balance Sheet</li> <li>• Statement of Revenues, Expenditures, and Changes in Fund Balances</li> </ul>
Accounting basis and measurement focus	Accrual accounting and economic resources focus	Modified accrual accounting and current financial resources focus
Type of asset/liability information	All assets and liabilities, both financial and capital, and short-term and long-term	Only assets expected to be used up and liabilities that come due during the year or soon thereafter; no capital assets included
Type of deferred outflows/inflows of resources information	All deferred outflows/inflows of resources, regardless of when cash is received or paid	Only deferred outflows of resources expected to be used up and deferred inflows of resources that come due during the year or soon thereafter; no capital assets included
Type of inflow/outflow information	All revenues and expenses during year, regardless of when cash is received or paid	Revenues for which cash is received during or soon after the end of the year; expenditures when goods or services have been received and payment is due during the year or soon thereafter

**Government-wide Financial Statements.** The government-wide financial statements are designed to provide readers with a broad overview of the District’s finances, in a manner similar to a private-sector business.

The *statement of net position* presents information on all of the District’s assets and liabilities, with the difference between the two reported as *net position*. Over time, increases or decreases in net position may serve as a useful indicator of whether the financial position of the District is improving or deteriorating.

The *statement of activities* presents information showing how the District’s net position changed during the most recent fiscal year. All changes in net position are reported as soon as the underlying event giving rise to the change occurs, *regardless of the timing of related cash flows*. Thus, revenues and expenses are reported in this statement for some items that will only result in cash flows in future fiscal periods (e.g., grants and earned but unused vacation and sick leave).

The governmental activities of the District include general government, programs and interest on long-term debt.

The government-wide financial statements start on page 26 of this report.

**Fund Financial Statements.** A *fund* is a grouping of related accounts that is used to maintain control over resources that have been segregated for specific activities or objectives. The District, like other state and local governments, uses fund accounting to ensure and demonstrate compliance with finance-related legal requirements. The District currently maintains five governmental funds.

**Governmental Funds.** *Governmental funds* are used to account for essentially the same functions reported as *governmental activities* in the government-wide financial statements. However, unlike the government-wide financial statements, governmental fund financial statements focus on *near-term inflows and outflows of spendable resources*, as well as on *balances of spendable resources* available at the end of the fiscal year. Such information may be useful in evaluating a government's near-term financing requirements.

Because the focus of governmental funds is narrower than that of the government-wide financial statements, it is useful to compare the information presented for *governmental funds* with similar information presented for *governmental activities* in the government-wide financial statements. By doing so, readers may better understand the long-term impact by the government's near-term financing decisions. Both the governmental fund balance sheets and the governmental fund statements of revenues, expenditures and changes in fund balances provide a reconciliation to facilitate this comparison between *governmental funds* and *governmental activities*.

The District adopts an annual appropriated budget for its General and Implementation fund. A budgetary comparison statement has been provided for the General and Implementation fund to demonstrate compliance with this budget.

The basic governmental fund financial statements start on page 30 of this report.

**Notes to the Financial Statements.** The notes provide additional information that is essential to a full understanding of the data provided in the government-wide and fund financial statements. The notes to the financial statements start on page 39 of this report.

## Government-wide Financial Analysis

As noted earlier, net position may serve over time as a useful indicator of a government's financial position. In the case of the District, assets and deferred outflow of resources exceeded liabilities and deferred inflow of resources by \$1,186,492 at the close of the most recent fiscal year.

The largest portions of the District's net position are net investment in capital assets (e.g., land, land improvements, and easements). The net position invested in capital assets is not available for future spending.

### Prior Lake-Spring Lake Watershed District's Summary of Net Position

	December 31,		Increase (Decrease)
	2017	2016	
Assets			
Current	\$ 1,804,344	\$ 1,523,140	\$ 281,204
Capital	809,272	835,324	(26,052)
Total Assets	<u>2,613,616</u>	<u>2,358,464</u>	<u>255,152</u>
Deferred Outflows of Resources			
Deferred pension resources	<u>98,440</u>	<u>158,709</u>	<u>(60,269)</u>
Liabilities			
Current	466,739	430,531	36,208
Noncurrent	<u>980,910</u>	<u>1,192,485</u>	<u>(211,575)</u>
Total Liabilities	<u>1,447,649</u>	<u>1,623,016</u>	<u>(175,367)</u>
Deferred Inflows of Resources			
Deferred pension resources	<u>77,915</u>	<u>66,753</u>	<u>11,162</u>
Net Position			
Net investment in capital assets	809,272	835,324	(26,052)
Restricted	575,286	519,360	55,926
Unrestricted	<u>(198,066)</u>	<u>(527,280)</u>	<u>329,214</u>
Total Net Position	<u>\$ 1,186,492</u>	<u>\$ 827,404</u>	<u>\$ 359,088</u>

At the end of the current fiscal year, the District is able to report positive balances in all but the unrestricted net position category.

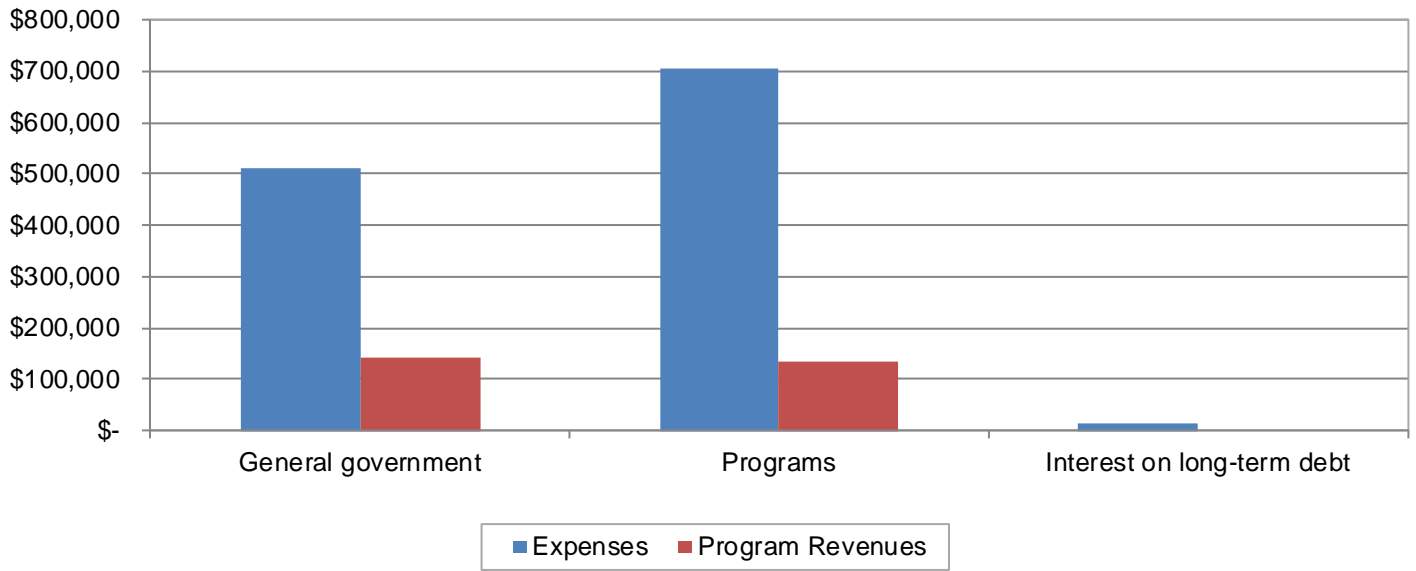
**Governmental Activities.** Governmental activities increased the District's net position by \$359,088.

**Prior Lake-Spring Lake Watershed District's Changes in Net Position**

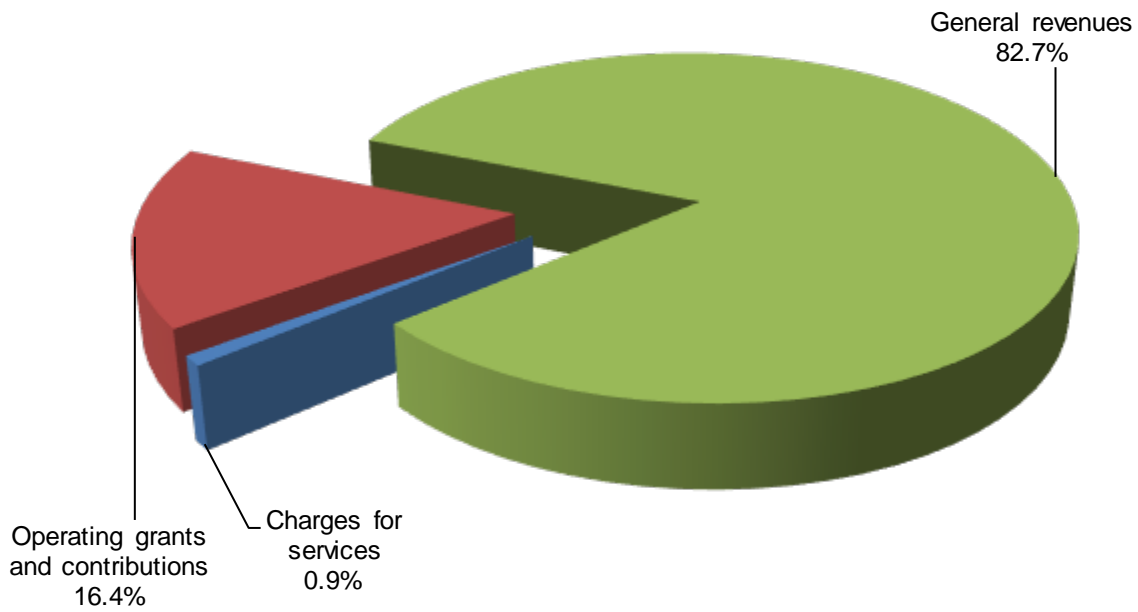
	December 31,		Increase (Decrease)
	2017	2016	
Revenues			
Program			
Charges for services	\$ 14,575	\$ 8,457	\$ 6,118
Operating grants and contributions	260,675	274,909	(14,234)
General			
Property taxes	1,304,088	1,169,489	134,599
Unrestricted investment earnings	7,410	1,283	6,127
Total Revenues	<u>1,586,748</u>	<u>1,454,138</u>	<u>132,610</u>
Expenses			
General government	510,644	511,673	(1,029)
Programs	704,258	680,430	23,828
Interest on long-term debt	12,758	15,562	(2,804)
Total Expenses	<u>1,227,660</u>	<u>1,207,665</u>	<u>19,995</u>
Change in Net Position	359,088	246,473	112,615
Net Position, January 1	<u>827,404</u>	<u>580,931</u>	<u>246,473</u>
Net Position, December 31	<u>\$ 1,186,492</u>	<u>\$ 827,404</u>	<u>\$ 359,088</u>

The following graph depicts various governmental activities and shows the revenue and expenses directly related to those activities.

### Expenses and Program Revenues - Governmental Activities



### Revenues by Source - Governmental Activities



## Financial Analysis of the Government's Funds

As noted earlier, the District uses fund accounting to ensure and demonstrate compliance with finance-related legal requirements.

**Governmental Funds.** The focus of the District's *governmental funds* is to provide information on near-term inflows, outflows and balances of *spendable* resources. Such information is useful in assessing the District's financing requirements. In particular, *unassigned fund balance* may serve as a useful measure of a government's net resources available for spending at the end of the fiscal year.

As of the end of the current fiscal year, the District's governmental funds reported combined ending fund balances of \$1,327,371, an increase of \$245,131 in comparison with the prior year. Approximately 10.3 percent of this total amount, \$136,755, constitutes *unassigned* fund balance, which is available for spending at the District's discretion. The remainder of fund balance (\$1,190,616) is not available for new spending because it is either 1) restricted (\$597,992), or 2) committed (\$592,624), for the purposes described in the fund balance section of the balance sheet.

The General fund is the chief operating fund of the District. At the end of the current year, the fund balance of the General fund was \$136,755. As a measure of the General fund's liquidity, it may be useful to compare total fund balance to total fund expenditures. Total fund balance represents 67.0 percent of 2017 actual expenditures and 74.9 percent of 2018 budgeted fund expenditures. The General fund balance decreased \$30,816 during the current fiscal year.

The fund balance of the Implementation fund at year end was \$592,624 which is an increase of \$220,526 from the prior year. The increase was due to the District receiving \$71,498 in grant monies and expenditures coming in under budget.

The JPA/MOA Operations fund balance at year end amounted to \$313,035, which is an increase of \$54,143 from the prior.

The JPA/MOA Emergency fund balance at year end was \$262,251, which is an increase of \$1,783 from the prior year.

The fund balance of the Bond Debt Service fund decreased \$505 during the current year.

### General Fund Budgetary Highlights

The District's General fund budget was not amended during the year. Revenues were over budget by \$284 which can be attributed to interest on investments. Expenditures were over budget by \$31,100.

### Capital Asset and Debt Administration

**Capital Assets.** The District's investment in capital assets for its governmental activities as of December 31, 2017, amounts to \$809,272 (net of accumulated depreciation). This investment in capital assets includes land, easements, and land improvements. The total decrease in the District's investment in capital assets for the current fiscal year was 3.1 percent.

Additional information on the District's capital assets can be found in Note 3B on page 48 of this report.

### Prior Lake-Spring Lake Watershed District's Capital Assets (Net of Depreciation)

	December 31,		Increase (Decrease)
	2017	2016	
Land	\$ 37,800	\$ 37,800	\$ -
Permanent Easements	578,120	578,120	-
Land Improvements	185,894	210,906	(25,012)
Equipment	7,458	8,498	(1,040)
Total	<u>\$ 809,272</u>	<u>\$ 835,324</u>	<u>\$ (26,052)</u>

The decrease is fully attributable to depreciation.

**Long-term Debt.** At the end of the current fiscal year, the District had total bonded debt outstanding of \$678,984. This amount is General Obligation crossover refunding bonds.

### Prior Lake-Spring Lake Watershed District's Outstanding Debt

	December 31,		Increase (Decrease)
	2017	2016	
Tax Supported Bonds	\$ 678,984	\$ 827,480	\$ (148,496)
Compensated Absences Payable	14,649	15,865	(1,216)
Pension Liability	<u>287,277</u>	<u>349,140</u>	<u>(61,863)</u>
 Total	 <u>\$ 980,910</u>	 <u>\$ 1,192,485</u>	 <u>\$ (211,575)</u>

The District's total debt decreased \$211,575 (17.7 percent) during the current fiscal year.

Additional information on the District's long-term debt can be found in Note 3D starting on page 49 of this report.

### Economic Factors and Next Year's Budgets

The District goes through a multi-stage process to develop its annual budget. This first step includes the Cooperators who are a part of the Memorandum of Agreement For Construction, Use, Operation, and Maintenance of the Prior Lake Outlet Channel and Outlet Structure. After this part of the budget is complete, the Watershed District Board meets several times to consider current and projected projects, programs, staff adjustments, etc. to develop the rest of the budget. For the 2017 fiscal year, the District completed an initial project budgeting process in 2016 that included the outlet channel system, the Lower Prior Lake subwatershed, and the upper watershed area that drains into lakes and wetlands.

The District has completed the majority of its PLOC projects resulting from the 2014 flood, except for the bank erosion, which represents \$750,000 of the nearly \$1 million cost. We had significant engineering and contractor costs for the culvert and sediment delta projects which were not reimbursed by FEMA yet. In addition, the District moved a temporary staff person into a permanent position to assist with conservation easement and project work, which resulted in higher overhead and salary costs. The District began updating its 2006 rules and hired its District Engineers to do the bulk of the work. In addition, the Engineer began working on the 2020 Watershed Resource Management Plan (update) and assisted staff in applying for a BWSR grant to assist with alum treatment in Upper Prior. The District also set aside funds to help pay for alum treatments in its lakes. The first alum treatment using this fund is anticipated in Spring Lake, in 2018. Finally, the Flood Study completed in 2016 recommended that the District store water in the upper watershed. The District Engineer was hired to review potential sites for that.

### Requests for Information

This financial report is designed to provide a general overview of the District's finances for all those with an interest in the District's finances. Questions concerning any of the information provided in this report or requests for additional financial information should be addressed to District Administrator, Prior Lake - Spring Lake Watershed District, 4646 Dakota Street SE, Prior Lake, MN 55372.

THIS PAGE IS LEFT  
BLANK INTENTIONALLY



GOVERNMENT-WIDE FINANCIAL STATEMENTS

PRIOR LAKE - SPRING LAKE  
WATERSHED DISTRICT  
PRIOR LAKE, MINNESOTA

FOR THE YEAR ENDED  
DECEMBER 31, 2017

Prior Lake - Spring Lake Watershed District

Prior Lake, Minnesota  
 Statement of Net Position  
 December 31, 2017

	<u>Governmental Activities</u>
<b>Assets</b>	
Cash and temporary investments	\$ 1,616,257
Receivables	
Accounts	2,971
Delinquent taxes	10,795
Accrued interest	4,365
Due from other governments	169,956
Capital assets	
Land and permanent easements	615,920
Depreciable assets, net of accumulated depreciation	193,352
Total Assets	<u>2,613,616</u>
<b>Deferred Outflows of Resources</b>	
Deferred pension resources	<u>98,440</u>
<b>Liabilities</b>	
Accounts payable	111,027
Accrued salaries payable	5,926
Accrued interest payable	561
Permit collateral deposits payable	67,878
Deposits payable	5,346
Unearned revenue	276,001
Noncurrent liabilities	
Due within one year	169,649
Due in more than one year	811,261
Total Liabilities	<u>1,447,649</u>
<b>Deferred Inflows of Resources</b>	
Deferred pension resources	<u>77,915</u>
<b>Net Position</b>	
Investment in capital assets	809,272
Restricted	
Prior Lake outlet channel	575,286
Unrestricted	<u>(198,066)</u>
Total Net Position	<u>\$ 1,186,492</u>

The notes to the financial statements are an integral part of this statement.

Prior Lake - Spring Lake Watershed District  
 Prior Lake, Minnesota  
 Statement of Activities  
 For The Year Ended December 31, 2017

Functions/Programs	Expenses	Program Revenues			Net (Expense) Revenue and Changes in Net Position Governmental Activities
		Charges for Services	Operating Grants and Contributions	Capital Grants and Contributions	
Governmental Activities					
General government	\$ 510,644	\$ 14,575	\$ 127,136	\$ -	\$ (368,933)
Programs	704,258	-	133,539	-	(570,719)
Interest on long-term debt	12,758	-	-	-	(12,758)
<b>Total</b>	<b><u>\$ 1,227,660</u></b>	<b><u>\$ 14,575</u></b>	<b><u>\$ 260,675</u></b>	<b><u>\$ -</u></b>	<b><u>(952,410)</u></b>
General Revenues					
Property taxes					1,304,088
Unrestricted investment earnings					7,410
Total General Revenues					<u>1,311,498</u>
Change in Net Position					359,088
Net Position, January 1					<u>827,404</u>
Net Position, December 31					<u><u>\$ 1,186,492</u></u>

The notes to the financial statements are an integral part of this statement.

THIS PAGE IS LEFT  
BLANK INTENTIONALLY

FUND FINANCIAL STATEMENTS

PRIOR LAKE - SPRING LAKE  
WATERSHED DISTRICT  
PRIOR LAKE, MINNESOTA

FOR THE YEAR ENDED  
DECEMBER 31, 2017

Prior Lake - Spring Lake Watershed District  
 Prior Lake, Minnesota  
 Balance Sheet  
 Governmental Funds  
 December 31, 2017

	<b>405</b>	<b>509</b>	<b>830</b>
	General Fund	Implementation Fund	JPA/MOA Operations Fund
	<u>          </u>	<u>          </u>	<u>          </u>
<b>Assets</b>			
Cash and temporary investments	\$ 304,558	\$ 522,687	\$ 504,055
Receivables			
Accounts	2,358	613	-
Delinquent taxes	892	1,479	-
Accrued interest	4,365	-	-
Due from other governments	<u>10,305</u>	<u>74,670</u>	<u>84,981</u>
 <b>Total Assets</b>	 <u><u>\$ 322,478</u></u>	 <u><u>\$ 599,449</u></u>	 <u><u>\$ 589,036</u></u>
<b>Liabilities</b>			
Accounts payable	\$ 111,027	\$ -	\$ -
Accrued salaries payable	5,926	-	-
Permit collateral deposits payable	67,878	-	-
Deposits payable	-	5,346	-
Unearned revenue	-	-	276,001
<b>Total Liabilities</b>	<u>184,831</u>	<u>5,346</u>	<u>276,001</u>
 <b>Deferred Inflows of Resources</b>			
Unavailable revenue - taxes	<u>892</u>	<u>1,479</u>	<u>-</u>
 <b>Fund Balances</b>			
<b>Restricted for</b>			
Prior Lake outlet channel	-	-	313,035
Debt service	-	-	-
<b>Committed for</b>			
Water resources management plan	-	592,624	-
<b>Unassigned</b>	<u>136,755</u>	<u>-</u>	<u>-</u>
<b>Total Fund Balances</b>	<u>136,755</u>	<u>592,624</u>	<u>313,035</u>
 <b>Total Liabilities, Deferred Inflows     of Resources and Fund Balances</b>	 <u><u>\$ 322,478</u></u>	 <u><u>\$ 599,449</u></u>	 <u><u>\$ 589,036</u></u>

The notes to the financial statements are an integral part of this statement.

<b>850</b> JPA/MOA Emergency Fund	<b>920</b> Bond Debt Service Fund	Total Governmental Funds
\$ 262,251	\$ 22,706	\$ 1,616,257
-	-	2,971
-	8,424	10,795
-	-	4,365
-	-	169,956
<u>\$ 262,251</u>	<u>\$ 31,130</u>	<u>\$ 1,804,344</u>
\$ -	\$ -	\$ 111,027
-	-	5,926
-	-	67,878
-	-	5,346
-	-	276,001
-	-	466,178
-	8,424	10,795
262,251	-	575,286
-	22,706	22,706
-	-	592,624
-	-	136,755
<u>262,251</u>	<u>22,706</u>	<u>1,327,371</u>
<u>\$ 262,251</u>	<u>\$ 31,130</u>	<u>\$ 1,804,344</u>

The notes to the financial statements are an integral part of this statement.

THIS PAGE IS LEFT  
BLANK INTENTIONALLY



Prior Lake - Spring Lake Watershed District  
 Reconciliation of the Balance Sheet  
 to the Statement of Net Position  
 Governmental Funds  
 December 31, 2017

Amounts reported for the governmental activities in the statement of net position are different because

Total Fund Balances - Governmental	\$ 1,327,371
<p>Capital assets used in governmental activities are not financial resources and therefore are not reported as assets in governmental funds.</p>	
Cost of capital assets	1,876,903
Less accumulated depreciation	(1,067,631)
<p>Noncurrent liabilities, are not due and payable in the current period and therefore are not reported as liabilities in the funds.</p>	
<p>Long-term liabilities at year-end consist of</p>	
Compensated absences payable	(14,649)
Bonds payable	(665,000)
Unamortized bond premium	(13,984)
Pension liability	(287,277)
<p>Some receivables are not available soon enough to pay for the current period's expenditures, and therefore, are unavailable in the funds.</p>	
Delinquent taxes receivable	10,795
Governmental funds do not report a liability for accrued interest until due and payable.	(561)
<p>Governmental funds do not report long-term amounts related to pensions.</p>	
Deferred outflow of resources	98,440
Deferred inflow of resources	(77,915)
Total Net Position - Governmental Activities	\$ 1,186,492

The notes to the financial statements are an integral part of this statement.

**Prior Lake - Spring Lake Watershed District**  
 Prior Lake, Minnesota  
 Statement of Revenues, Expenditures and Changes in Fund Balances  
 Governmental Funds  
 For The Year Ended December 31, 2017

	<b>405</b>	<b>509</b>	<b>830</b>
	General Fund	Implementation Fund	JPA/MOA Operations Fund
Revenues			
Property taxes	\$ 172,186	\$ 971,447	\$ -
Intergovernmental			
Reimbursements/grants	-	71,498	189,177
Interest on investments	1,148	2,547	1,773
Permit and inspection fees	-	12,262	-
Miscellaneous	-	2,313	-
<b>Total Revenues</b>	<u>173,334</u>	<u>1,060,067</u>	<u>190,950</u>
Expenditures			
Current			
General government	204,150	230,074	68,068
Program costs	-	486,369	191,837
Debt service			
Principal	-	-	-
Interest and other	-	-	-
<b>Total Expenditures</b>	<u>204,150</u>	<u>716,443</u>	<u>259,905</u>
Excess (Deficiency) of Revenues Over (Under) Expenditures	<u>(30,816)</u>	<u>343,624</u>	<u>(68,955)</u>
Other Financing Sources (Uses)			
Transfers in	-	-	123,098
Transfers out	-	(123,098)	-
<b>Total Other Financing Sources (Uses)</b>	<u>-</u>	<u>(123,098)</u>	<u>123,098</u>
Net Change in Fund Balances	(30,816)	220,526	54,143
Fund Balances, January 1	<u>167,571</u>	<u>372,098</u>	<u>258,892</u>
Fund Balances, December 31	<u>\$ 136,755</u>	<u>\$ 592,624</u>	<u>\$ 313,035</u>

The notes to the financial statements are an integral part of this statement.

<b>850</b> JPA/MOA Emergency Fund	<b>920</b> Bond Debt Service Fund	Total Governmental Funds
\$ -	\$ 160,711	\$ 1,304,344
-	-	260,675
1,783	159	7,410
-	-	12,262
-	-	2,313
<u>1,783</u>	<u>160,870</u>	<u>1,587,004</u>
-	-	502,292
-	-	678,206
-	145,000	145,000
-	16,375	16,375
<u>-</u>	<u>161,375</u>	<u>1,341,873</u>
<u>1,783</u>	<u>(505)</u>	<u>245,131</u>
-	-	123,098
-	-	(123,098)
<u>-</u>	<u>-</u>	<u>-</u>
1,783	(505)	245,131
<u>260,468</u>	<u>23,211</u>	<u>1,082,240</u>
<u>\$ 262,251</u>	<u>\$ 22,706</u>	<u>\$ 1,327,371</u>

The notes to the financial statements are an integral part of this statement.

Prior Lake - Spring Lake Watershed District  
 Prior Lake, Minnesota  
 Reconciliation of the Statement of  
 Revenues, Expenditures and Changes in Fund Balances  
 to the Statement of Activities  
 Governmental Funds  
 For The Year Ended December 31, 2017

Amounts reported for governmental activities in the statement of activities are different because

Total Net Change in Fund Balances - Governmental Funds	\$	245,131
<p>Capital outlays are reported in governmental funds as expenditures. However in the statement of activities, the cost of those assets is allocated over the estimated useful lives as depreciation expense.</p>		
Depreciation expense		(26,052)
<p>The issuance of long-term debt provides current financial resources to governmental funds, while the repayment of principal of long-term debt consumes the current financial resources of governmental funds. Neither transaction, however, has any effect on net position. Also, governmental funds report the effect of premiums, discounts and similar items when debt is first issued, whereas these amounts are amortized in the statement of activities.</p>		
Principal repayments		145,000
Amortization of bond premium		3,496
<p>Interest on long-term debt in the statement of activities differs from the amount reported in the governmental funds because interest is recognized as an expenditure in the funds when it is due, and thus requires the use of current financial resources. In the statement of activities, however interest expense is recognized as the interest accrues, regardless of when it is due.</p>		
		121
<p>Long-term pension activity is not reported in governmental funds.</p>		
Pension expense		(9,673)
Pension other revenue		105
<p>Certain revenues are recognized as soon as they are earned. Under the modified accrual basis of accounting, certain revenues cannot be recognized until they are available to liquidate liabilities of the current period.</p>		
Property taxes		(256)
<p>Some expenses reported in the statement of activities do not require the use of current financial resources and, therefore, are not reported as expenditures in governmental funds.</p>		
Compensated absences		1,216
		1,216
Change in Net Position - Governmental Activities	\$	359,088

The notes to the financial statements are an integral part of this statement.

**Prior Lake - Spring Lake Watershed District**  
 Prior Lake, Minnesota  
 Statement of Revenues, Expenditures and Changes in Fund Balances -  
 Budget and Actual  
 General Fund  
 For The Year Ended December 31, 2017

	Budgeted Amounts		Actual Amounts	Variance with Final Budget
	Original	Final		
Revenues				
Property taxes	\$ 173,050	\$ 173,050	\$ 172,186	\$ (864)
Interest on investments	-	-	1,148	1,148
Total Revenues	<u>173,050</u>	<u>173,050</u>	<u>173,334</u>	<u>284</u>
Expenditures				
Current				
General government	<u>173,050</u>	<u>173,050</u>	<u>204,150</u>	<u>(31,100)</u>
Net Change in Fund Balances	-	-	(30,816)	(30,816)
Fund Balances, January 1	<u>167,571</u>	<u>167,571</u>	<u>167,571</u>	<u>-</u>
Fund Balances, December 31	<u><u>\$ 167,571</u></u>	<u><u>\$ 167,571</u></u>	<u><u>\$ 136,755</u></u>	<u><u>\$ (30,816)</u></u>

The notes to the financial statements are an integral part of this statement.

**Prior Lake - Spring Lake Watershed District**  
 Prior Lake, Minnesota  
 Statement of Revenues, Expenditures and Changes in Fund Balances -  
 Budget and Actual  
 Implementation Fund  
 For The Year Ended December 31, 2017

	Budgeted Amounts		Actual Amounts	Variance with Final Budget
	Original	Final		
Revenues				
Property taxes	\$ 952,303	\$ 952,303	\$ 971,447	\$ 19,144
Intergovernmental				
Reimbursements/grants	-	-	71,498	71,498
Interest on investments	-	-	2,547	2,547
Permit and inspection fees	-	-	12,262	12,262
Miscellaneous	-	-	2,313	2,313
Total Revenues	<u>952,303</u>	<u>952,303</u>	<u>1,060,067</u>	<u>107,764</u>
Expenditures				
Current				
General government	185,200	185,200	230,074	(44,874)
Program costs	<u>643,103</u>	<u>643,103</u>	<u>486,369</u>	<u>156,734</u>
Total Expenditures	<u>828,303</u>	<u>828,303</u>	<u>716,443</u>	<u>111,860</u>
Excess of Revenues Over Expenditures	124,000	124,000	343,624	219,624
Other Financing Uses				
Transfers out	<u>(124,000)</u>	<u>(124,000)</u>	<u>(123,098)</u>	<u>902</u>
Net Change in Fund Balances	-	-	220,526	220,526
Fund Balances, January 1	<u>372,098</u>	<u>372,098</u>	<u>372,098</u>	<u>-</u>
Fund Balances, December 31	<u><u>\$ 372,098</u></u>	<u><u>\$ 372,098</u></u>	<u><u>\$ 592,624</u></u>	<u><u>\$ 220,526</u></u>

The notes to the financial statements are an integral part of this statement.

Prior Lake-Spring Lake Watershed District  
Prior Lake, Minnesota  
Notes to the Financial Statements  
December 31, 2017

**Note 1: Summary of Significant Accounting Policies**

**A. Reporting Entity**

The Prior Lake - Spring Lake Watershed District (the District), Prior Lake, Minnesota, was organized pursuant to a properly filed petition, on March 4, 1970 with the Board of Water and Soil Resources.

The Mission of the District is to manage and preserve water resources of the District to the best of its ability using input from the community, sound engineering practices, and its ability to efficiently fund beneficial projects which transcend political jurisdictions.

The District is governed by a Board of Managers which consists of five members. The Board of Managers exercises legislative authority and determines all matters of policy. The Board of Managers appoints personnel responsible for the proper administration of all affairs relating to the District's activities.

The District has considered all potential units for which it is financially accountable, and other organizations for which the nature and significance of their relationship with the District are such that exclusion would cause the District's financial statements to be misleading or incomplete. The Governmental Accounting Standards Board (GASB) has set forth criteria to be considered in determining financial accountability. These criteria include appointing a voting majority of an organization's governing body, and (1) the ability of the primary government to impose its will on that organization or (2) the potential for the organization to provide specific benefits to, or impose specific financial burdens on the primary government. The District has no component units that meet the GASB criteria.

**B. Government-wide and Fund Financial Statements**

The government-wide financial statements (i.e., the statement of net position and the statement activities) report information on all of the non-fiduciary activities of the District. For the most part, the effect of interfund activity has been removed from these statements.

The statement of activities demonstrates the degree to which the direct expenses of a given function or segment is offset by program revenues. *Direct expenses* are those that are clearly identifiable with a specific function or segment. Amounts reported as *program revenues* include 1) charges to customers or applicants who purchase, use, or directly benefit from goods, services, or privileges provided by a given function or segment and 2) grants and contributions that are restricted to meeting the operational or capital requirements of a particular function or segment. Other items not properly included among program revenues are reported instead as *general revenues*.

Separate financial statements are provided for governmental funds. Major individual governmental funds are reported as separate columns in the fund financial statements.

**C. Measurement Focus, Basis of Accounting and Basis of Presentation**

The government-wide financial statements are reported using the economic resources measurement focus and the accrual basis of accounting. Revenues are recorded when earned and expenses are recorded when a liability is incurred, regardless of the timing of related cash flows. Grants and similar items are recognized as revenue as soon as all eligibility requirements imposed by the provider have been met.

Governmental fund financial statements are reported using the current financial resources measurement focus and the modified accrual basis of accounting. Revenues are recognized as soon as they are both measurable and available. Revenues are considered to be available when they are collectible within the current period or soon enough thereafter to pay liabilities of the current period. For this purpose, the District considers revenues to be available if they are collected within 60 days of the end of the current fiscal period. Expenditures generally are recorded when a liability is incurred, as under accrual accounting. However, expenditures related to compensated absences and claims and judgments, are recorded only when payment is due.

Prior Lake-Spring Lake Watershed District  
Prior Lake, Minnesota  
Notes to the Financial Statements  
December 31, 2017

**Note 1: Summary of Significant Accounting Policies (Continued)**

Charges for service, assessments to members, grants and interest associated with the current fiscal period are all considered susceptible to accrual and so have been recognized as revenues of the current fiscal period. All other revenue items are considered to be measurable and available only when cash is received by the organization.

Revenue resulting from exchange transactions, in which each party gives and receives essentially equal value, is recorded on the accrual basis when the exchange takes place. On a modified accrual basis, revenue is recorded in the year in which the resources are measurable and become available.

Non-exchange transactions, in which the District receives value without directly giving equal value in return, include grants, entitlement and donations. Eligibility requirements include timing requirements, which specify the year when the resources are required to be used or the year when use is first permitted, matching requirements, in which the District must provide local resources to be used for a specified purpose, and expenditure requirements, in which the resources are provided to the District on a reimbursement basis. On a modified accrual basis, revenue from non-exchange transactions must also be available before it can be recognized.

Unearned revenue arises when assets are recognized before revenue recognition criteria have been satisfied. Grants and entitlements received before eligibility requirements are met are also recorded as unearned revenue.

The District reports the following major governmental funds:

The *General fund* is the District's primary operating fund. It accounts for all financial resources not accounted for in a different fund of the District.

The *Implementation fund* was established pursuant to Minnesota statutes for funding related to the development and implementation of the District's watershed management plan. By law, this plan must contain a capital improvement plan which allows watershed districts to implement projects without petition. The District may impose an ad valorem levy over the entire watershed or subwatershed to fund these projects or allow funds to accumulate to finance these capital improvement projects. The property tax levy is committed to execute the water resources management plan as filed with the Board of Water and Soil Resources.

The *JPA/MOA Operations fund* was established to account for activity necessary to monitor the status of the Outlet Channel and ensure the stability and continued performance of the Outlet Channel associated with the cost sharing agreement.

The *JPA/MOA Emergency fund* was established to account for any major unexpected and necessary expenditures relating to the JPA/MOA agreement.

The *Bond Debt Service fund* was established to account for debt associated with restoring and improving the Prior Lake Outlet and Channel.

When both restricted and unrestricted resources are available for use, it is the District's policy to use restricted resources first, then unrestricted resources as they are needed.

As a general rule the effect of interfund activity has been eliminated from government-wide financial statements.

The preparation of financial statements in conformity with accounting principles generally accepted in the United States of America requires management to make estimates and assumptions that affect certain reported amounts and disclosures. Accordingly, actual results could differ from those estimates.



Prior Lake-Spring Lake Watershed District  
Prior Lake, Minnesota  
Notes to the Financial Statements  
December 31, 2017

**Note 1: Summary of Significant Accounting Policies (Continued)**

**D. Assets, Deferred Outflows of Resources, Liabilities, Deferred Inflows of Resources and Net Position or Fund Balance**

***Deposits and Investments***

The District's cash and temporary investments are considered to be cash on hand, demand deposits and short term investments with original maturities of three months or less from the date of acquisition.

Cash balances from all funds are pooled and invested, to the extent available, in certificates of deposit and other authorized investments. Earnings from such investments are allocated on the basis of applicable participation by each of the funds.

The District may also invest idle funds as authorized by Minnesota statutes, as follows:

1. Direct obligations or obligations guaranteed by the United States or its agencies.
2. Shares of investment companies registered under the Federal Investment Company Act of 1940 and received the highest credit rating, rated in one of the two highest rating categories by a statistical rating agency, and have a final maturity of thirteen months or less.
3. General obligations of a state or local government with taxing powers rated "A" or better; revenue obligations rated "AA" or better.
4. General obligations of the Minnesota Housing Finance Agency rated "A" or better.
5. Obligation of a school district with an original maturity not exceeding 13 months and (i) rated in the highest category by a national bond rating service or (ii) enrolled in the credit enhancement program pursuant to statute section 126C.55.
6. Bankers' acceptances of United States banks eligible for purchase by the Federal Reserve System.
7. Commercial paper issued by United States banks corporations or their Canadian subsidiaries, of highest quality category by at least two nationally recognized rating agencies, and maturing in 270 days or less.
8. Repurchase or reverse repurchase agreements and securities lending agreements with financial institutions qualified as a "depository" by the government entity, with banks that are members of the Federal Reserve System with capitalization exceeding \$10,000,000, a primary reporting dealer in U.S. government securities to the Federal Reserve Bank of New York, or certain Minnesota securities broker-dealers.
9. Guaranteed Investment Contracts (GIC's) issued or guaranteed by a United States commercial bank, a domestic branch of a foreign bank, a United States insurance company, or its Canadian subsidiary, whose similar debt obligations were rated in one of the top two rating categories by a nationally recognized rating agency.

Broker money market funds operate in accordance with appropriate state laws and regulations. The reported value of the pool is the same as the fair value of the shares. The District categorizes its fair value measurements within the fair value hierarchy established by generally accepted accounting principles. The hierarchy is based on the valuation inputs used to measure the fair value of the asset. Level 1 inputs are quoted prices in active markets for identical assets; Level 2 inputs are significant other observable inputs; Level 3 inputs are significant unobservable inputs. The District's recurring fair value measurements are valued using a matrix pricing model (Level 2 inputs). The District's has negotiable certificates of deposits of \$849,781, valued using a matrix pricing model (Level 2 inputs)

Prior Lake-Spring Lake Watershed District  
Prior Lake, Minnesota  
Notes to the Financial Statements  
December 31, 2017

**Note 1: Summary of Significant Accounting Policies (Continued)**

***Property Tax Revenue Recognition***

The Board of Managers annually adopts a tax levy and certifies it to the County in December (levy/assessment date) of each year for collection in the following year. The County is responsible for billing and collecting all property taxes for itself, the City, the local School District and other taxing authorities. Such taxes become a lien on January 1 and are recorded as receivables by the District at that date. Real property taxes are payable (by property owners) on May 15 and October 15 of each calendar year. Personal property taxes are payable by taxpayers on February 28 and June 30 of each year. These taxes are collected by the County and remitted to the District on or before July 7 and December 2 of the same year. The District has no ability to enforce payments of property taxes by property owners. The County possesses this authority.

*Government-wide Financial Statements.* The District recognizes property tax revenue in the period for which taxes were levied.

*Governmental Fund Financial Statements.* The District recognizes property tax revenue when it becomes both measurable and available to finance expenditures of the current period. In practice, current and delinquent taxes and State credits received by the District in July, December, and January are recognized as revenue for the current year. Taxes collected by the County by December 31 (remitted to the District the following January) and taxes and credits not received at year end are classified as delinquent and due from County taxes receivable. The portion of delinquent taxes not collected by the District in January is fully offset by unavailable revenue because they are not available to finance current expenditures.

***Interfund Receivable and Payables***

Activity between funds that are representative of lending/borrowing arrangements outstanding at the end of the fiscal year are referred to as either "due to/from other funds" (i.e., the current portion of interfund loans) or "advances to/from other funds" (i.e., the non-current portion of interfund loans). All other outstanding balances between funds are reported as "due to/from other funds."

***Accounts Receivable***

Accounts receivable include amounts billed for services provided before year end.

***Capital Assets***

Capital assets, which include land, land improvements and easements are reported in the applicable governmental activities columns in the government-wide financial statements. Capital assets are defined by the District as assets with an initial, individual cost of more than \$5,000 (amount not rounded) and an estimated useful life in excess of one year. Such assets are recorded at historical cost or estimated historical cost if purchased or constructed. Donated capital assets are recorded at acquisition value at the date of donation.

The costs of normal maintenance and repairs that do not add to the value of the asset or materially extend assets lives are not capitalized.

Prior Lake-Spring Lake Watershed District  
 Prior Lake, Minnesota  
 Notes to the Financial Statements  
 December 31, 2017

**Note 1: Summary of Significant Accounting Policies (Continued)**

GASB Statement No. 34 required the District to report and depreciate new infrastructure assets effective with the beginning of the 2004 calendar year. Infrastructure assets include lake improvements, dams and drainage systems. Neither their historical cost nor related depreciation had historically been reported in the financial statements. For governmental entities with total annual revenues of less than \$10 million for the fiscal year ended December 31, 1999 the retroactive reporting of infrastructure is not required under the provisions of GASB Statement No. 34. The District implemented the general provisions of GASB Statement No. 34 in the 2004 calendar year and has elected not to report infrastructure assets acquired in years prior to 2004.

Major outlays for capital assets and improvements are capitalized as projects are constructed. Interest incurred during the construction phase of capital assets is included as part of the capitalized value of the assets constructed.

Capital assets of the District are depreciated using the straight-line method over the following estimated useful lives:

Assets	Useful Lives in Years
Land Improvements	50
Equipment	5-10

***Deferred Outflows of Resources***

In addition to assets, the statement of net position will sometimes report a separate section for deferred outflows of resources. This separate financial statement element, deferred outflows of resources, represents a consumption of net position that applies to a future period(s) and so will not be recognized as an outflow of resources (expense/expenditure) until then. The District has only one item that qualifies for reporting in this category. Accordingly, the item, deferred pension resources, is reported only in the statement of net position. This item results from actuarial calculations and current year pension contributions made subsequent to the measurement date.

***Pensions***

For purposes of measuring the net pension liability, deferred outflows/inflows of resources, and pension expense, information about the fiduciary net position of the Public Employees Retirement Association (PERA) and additions to/deductions from PERA's fiduciary net position have been determined on the same basis as they are reported by PERA except that PERA's fiscal year end is June 30. For this purpose, plan contributions are recognized as of employer payroll paid dates and benefit payments and refunds are recognized when due and payable in accordance with the benefit terms. Investments are reported at fair value. The General fund is typically used to liquidate governmental net pension liability.

***Compensated Absences***

It is the District's policy to permit employees to accumulate earned but unused paid time off. All paid time off that is vested as severance pay is accrued when incurred in the government-wide financial statements. A liability for these amounts is reported in the governmental funds only if they have matured, for example, as a result of employee resignations and retirements. In accordance with the provisions of Statement of Government Accounting Standard No. 16, *Accounting for Compensated Absences*, no liability is recorded for non-vesting accumulating rights to receive paid time off. The General fund is typically used to liquidate governmental compensated absences payable.

Prior Lake-Spring Lake Watershed District  
Prior Lake, Minnesota  
Notes to the Financial Statements  
December 31, 2017

**Note 1: Summary of Significant Accounting Policies (Continued)**

***Long-term Obligations***

In the government-wide financial statements, long-term debt and other long-term obligations are reported as liabilities in the applicable governmental activities statement of net position. The recognition of bond premiums and discounts as are amortized over the life of the bonds using the straight-line method. Bonds payable are reported net of the applicable bond premium or discount. Bond issuance costs are reported as an expense in the period incurred.

In the fund financial statements, governmental fund types recognized bond premiums and discounts, as well as bond issuance costs, during the current period. The face amount of debt is reported as other financing sources. Premiums received on debt issuances are reported as other financing sources while discounts on debt issuances are reported as other financing uses. Issuance costs, whether or not withheld from the actual debt proceeds received, are reported as debt service expenditures.

***Deferred Inflows of Resources***

In addition to liabilities, the statement of net position will sometimes report a separate section for deferred inflows of resources. This separate financial statement element, deferred inflows of resources, represents an acquisition of net position that applies to a future period(s) and so will not be recognized as an inflow of resources (revenue) until that time. The District has only one type of item, which arises only under a modified accrual basis of accounting that qualifies as needing to be reported in this category. Accordingly, the item, unavailable revenue, is reported only in the governmental funds balance sheet. The governmental funds report unavailable revenues from property taxes. These amounts are deferred and recognized as an inflow of resources in the period that the amounts become available.

The District has an additional item which qualifies for reporting in this category. The item, deferred pension resources, is reported only in the statement of net position and results from actuarial calculations.

***Fund Balance***

In the fund financial statements, fund balance is divided into five classifications based primarily on the extent to which the District is bound to observe constraints imposed upon the use of resources reported in the governmental funds. These classifications are defined as follows:

*Nonspendable* - Amounts that cannot be spent because they are not in spendable form, such as prepaid items.

*Restricted* - Amounts related to externally imposed constraints established by creditors, grantors or contributors; or constraints imposed by state statutory provisions.

*Committed* - Amounts constrained for specific purposes that are internally imposed by formal action (resolution) of the District Board of Managers, which is the District's highest level of decision-making authority. Committed amounts cannot be used for any other purpose unless the Board of Managers modifies or rescinds the commitment by resolution.

*Assigned* - Amounts constrained for specific purposes that are internally imposed. In governmental funds other than the General fund, assigned fund balance represents all remaining amounts that are not classified as nonspendable and are neither restricted nor committed. In the General fund, assigned amounts represent intended uses established by the Board of Managers itself or by an official to which the governing body delegates the authority. The Board of Managers has adopted a fund balance policy which delegates the authority to assign amounts for specific purposes to the District Administrator.

*Unassigned* - The residual classification for the General fund and also negative residual amounts in other funds. The District considers restricted amounts to be spent first when both restricted and unrestricted fund balance is available. Additionally, the District would first use committed, then assigned, and lastly unassigned amounts of unrestricted fund balance when expenditures are made.

The District has formally adopted a fund balance policy for the General fund. The District's policy is to maintain a minimum unassigned fund balance of 50 percent of the next years budgeted expenditures for cash-flow timing needs.

Prior Lake-Spring Lake Watershed District  
 Prior Lake, Minnesota  
 Notes to the Financial Statements  
 December 31, 2017

**Note 1: Summary of Significant Accounting Policies (Continued)**

**Net Position**

Net position represents the difference between assets/deferred outflows of resources and liabilities/deferred inflows of resources. Net position is displayed in three components:

- a. Investment in capital assets - Consists of capital assets, net of accumulated depreciation
- b. Restricted net position - Consists of net position balances restricted when there are limitations imposed on their use through external restrictions imposed by creditors, grantors, laws or regulations of other governments.
- c. Unrestricted net position- All other net position balances that do not meet the definition of "restricted" or "investment in capital assets".

**Note 2: Stewardship, Compliance and Accountability**

**A. Budgetary Information**

The Board of Managers adopts an annual budget for the General and Implementation funds of the District on an annual basis. During the budget year, supplemental appropriations and deletions are or may be authorized by the Board of Managers. There were no amendments to the budget during 2017. The modified accrual basis of accounting is used by the District for budgeting data. All appropriations end with the fiscal year for which they were made.

The District monitors budget performance on the fund basis. All amounts over budget have been approved by the Board of Managers through the disbursement process.

The District does not use encumbrance accounting.

**B. Excess of Expenditures Over Appropriations**

For the year ended December 31, 2017, expenditures exceeded appropriations in the following funds:

<u>Fund</u>	<u>Budget</u>	<u>Actual</u>	<u>Excess of Expenditures Over Appropriations</u>
General	\$ 173,050	\$ 204,150	\$ 31,100

These excess expenditures were funded by excess fund balance and greater than anticipated revenues.

Prior Lake-Spring Lake Watershed District  
Prior Lake, Minnesota  
Notes to the Financial Statements  
December 31, 2017

### Note 3: Detailed Notes on Accounts

#### A. Deposits and Investments

##### *Deposits*

Custodial credit risk for deposits and investments is the risk that in the event of a bank failure, the District's deposits and investments may not be returned or the District will not be able to recover collateral securities in the possession of an outside party.

In accordance with Minnesota statutes and as authorized by the Board of Managers, the District maintains deposits at those depository banks, all of which are members of the Federal Reserve System.

Minnesota statutes require that all District deposits be protected by insurance, surety bond or collateral. The market value of collateral pledged must equal 110 percent of the deposits not covered by insurance or bonds, with the exception of irrevocable standby letters of credit issued by Federal Home Loan Banks as this type of collateral only requires collateral pledged equal to 100 percent of the deposits not covered by insurance or bonds.

Authorized collateral in lieu of a corporate surety bond includes:

- United States government Treasury bills, Treasury notes, Treasury bonds;
- Issues of United States government agencies and instrumentalities as quoted by a recognized industry quotation service available to the government entity;
- General obligation securities of any state or local government with taxing powers which is rated "A" or better by a national bond rating service, or revenue obligation securities of any state or local government with taxing powers which is rated "AA" or better by a national bond rating service;
- General obligation securities of a local government with taxing powers may be pledged as collateral against funds deposited by that same local government entity;
- Irrevocable standby letters of credit issued by Federal Home Loan Banks to a municipality accompanied by written evidence that the bank's public debt is rated "AA" or better by Moody's Investors Service, Inc., or Standard & Poor's Corporation; and
- Time deposits that are fully insured by any federal agency.

Minnesota statutes require that all collateral shall be placed in safekeeping in a restricted account at a Federal Reserve Bank, or in an account at a trust department of a commercial bank or other financial institution that is not owned or controlled by the financial institution furnishing the collateral. The selection should be approved by the District.

At year end, the District's carrying amount of deposits was \$762,323 and the bank balance was \$833,863. The balance was covered by \$250,000 of FDIC coverage and the remaining balance was covered by collateral held in the District's name.

Prior Lake-Spring Lake Watershed District  
 Prior Lake, Minnesota  
 Notes to the Financial Statements  
 December 31, 2017

**Note 3: Detailed Notes on Accounts (Continued)**

**Investments**

At year end, the District's investment balances were as follows:

Types of Investments	Credit Quality/ Ratings (1)	Segmented Time Distribution (2)	12/31/17
<b>Pooled Investments (at Amortized Cost)</b>			
Brokered Money Market Funds	N/A	less than 6 months	\$ 4,153
<b>Non-pooled Investments</b>			
Negotiable certificate of deposit	N/A	less than 6 months	550,012
Negotiable certificate of deposit	N/A	6 months to 1 year	299,769
Total Non-pooled Investments			<u>849,781</u>
<b>Total</b>			<u><u>\$ 853,934</u></u>

(1) Ratings are provided by Moody's where applicable to indicate associated credit risk.

(2) Interest rate risk is disclosed using the segmented time distribution method.

N/A Indicates not applicable or available.

A reconciliation of cash and investments as shown in the financial statements of the District follows:

Carrying Amount of Deposits	\$ 762,323
Investments	<u>853,934</u>
<b>Total Cash and Investments</b>	<u><u>\$ 1,616,257</u></u>

The investments of the District are subject to the following risks:

- **Credit Risk.** Credit risk is the risk that an issuer or other counterparty to an investment will not fulfill its obligations. Ratings are provided by various credit rating agencies and where applicable, indicate associated credit risk. Minnesota statutes and the District's investment policy limit the District's investments to the list on page 41 of the notes. The District's investment policy specifically limits investments to the following:
  - Bonds, notes, certificates of indebtedness, treasury bills or other securities now or hereafter issued by the United States of America and its agencies
  - Interest bearing checking and savings accounts, or any other investments constituting direct obligations of any FDIC financial institution
  - Certificates of deposit with federally insured institutions that are collateralized or insured in excess of the \$250,000 provided by the Federal Deposit Insurance Corporation coverage limit
  - Money market accounts that are 100 percent invested in above referenced government securities
  - Commercial paper issued by corporations organized in the United States with assets exceeding \$500,000,000, of highest quality category by at least two of the three standard rating agencies, maturing in 270 days. The total investment in any one corporation cannot exceed 10 percent of that corporation's outstanding obligations and cannot be more than \$500,000

Prior Lake-Spring Lake Watershed District  
 Prior Lake, Minnesota  
 Notes to the Financial Statements  
 December 31, 2017

**Note 3: Detailed Notes on Accounts (Continued)**

- *Custodial Credit Risk.* The custodial credit risk for investments is the risk that, in the event of the failure of the counterparty to a transaction, a government will not be able to recover the value of investment or collateral securities that are in the possession of an outside party. The District's investment policy states that collateral must be placed in safekeeping at or before the time the investments are purchased if the investment is not fully covered by FDIC insurance.
- *Concentration of Credit Risk.* The concentration of credit risk is the risk of loss attributed to the magnitude of a government's investment in a single issuer. According to the District's investment policy, the District can hold up to 100 percent but not less than 10 percent of investments in United States government Treasury bills, Treasury notes, or Treasury bonds. The District's investment policy also states that the District will not hold more than 90 percent of its investments in interest bearing checking, savings, or certificate of deposit accounts, 20 percent in money market accounts that are 100 percent invested in government securities, and 10 percent in commercial paper meeting outlined requirements.
- *Interest Rate Risk.* The interest rate risk is the risk that changes in interest rates will adversely affect the fair value of an investment. In accordance with the District's investment policy, no investment maturity shall extend beyond five years to reduce this risk.

**B. Capital Assets**

Capital asset activity for the year ended December 31, 2017 was as follows:

	Beginning Balance	Increases	Decreases	Ending Balance
<b>Governmental Activities</b>				
Capital Assets, not being Depreciated				
Land	\$ 37,800	\$ -	\$ -	\$ 37,800
Permanent easements	578,120	-	-	578,120
Total Capital Assets, not being Depreciated	<u>615,920</u>	<u>-</u>	<u>-</u>	<u>615,920</u>
Capital Assets, being Depreciated				
Land improvements	1,250,578	-	-	1,250,578
Equipment	10,405	-	-	10,405
Total Capital Assets being Depreciated	<u>1,260,983</u>	<u>-</u>	<u>-</u>	<u>1,260,983</u>
Less Accumulated Depreciation for				
Land improvements	(1,039,672)	(25,012)	-	(1,064,684)
Equipment	(1,907)	(1,040)	-	(2,947)
Total Accumulated Depreciation	<u>(1,041,579)</u>	<u>(26,052)</u>	<u>-</u>	<u>(1,067,631)</u>
Total Capital Assets being Depreciated, Net	<u>219,404</u>	<u>(26,052)</u>	<u>-</u>	<u>193,352</u>
Governmental Activities Capital Assets, Net	<u>\$ 835,324</u>	<u>\$ (26,052)</u>	<u>\$ -</u>	<u>\$ 809,272</u>

The full depreciation expense amount was charged to programs.



Prior Lake-Spring Lake Watershed District  
 Prior Lake, Minnesota  
 Notes to the Financial Statements  
 December 31, 2017

**Note 3: Detailed Notes on Accounts (Continued)**

**C. Transfers**

The following interfund transfers were made during 2017:

- The Implementation fund transferred \$123,098 to the JPA/MOA Operations fund. This interfund transfer represents the District's cost-share allocation for the funds established pursuant to the Memorandum of Agreement for construction, use, operation and maintenance of the Prior Lake Outlet Channel and Outlet Structure.

**D. Long-term Liabilities**

On July 1, 2012, the District issued G.O. refunding bonds to refund the 2006A Tax Supported Bonds. The bonds bear an interest rate of 2.00-2.05 percent. Taxes were projected to produce 100 percent of the debt service requirements over the life of the bonds. As a result of the refunding issue, the District saved \$79,213 in debt service payments and achieved an economic gain (the present value of the difference between the old and new debt service) of \$73,018. The information relating to the bonds is as follows:

Description	Authorized and Issued	Interest Rate	Issue Date	Maturity Date	Balance at Year End
2012A G.O. Crossover Refunding Bonds	\$ 1,205,000	2.00-2.05 %	07/01/12	12/15/21	<u>\$ 665,000</u>

Annual debt service requirements to maturity for the bonds are as follows:

Year Ending December 31,	Governmental Activities		
	Principal	Interest	Total
2018	\$ 155,000	\$ 13,475	\$ 168,475
2019	160,000	10,375	170,375
2020	170,000	7,175	177,175
2021	180,000	3,690	183,690
Total	<u>\$ 665,000</u>	<u>\$ 34,715</u>	<u>\$ 699,715</u>

Prior Lake-Spring Lake Watershed District  
 Prior Lake, Minnesota  
 Notes to the Financial Statements  
 December 31, 2017

**Note 3: Detailed Notes on Accounts (Continued)**

Changes in Long-term Liabilities

During the year ended December 31, 2017, the following changes occurred in long-term liabilities.

	Beginning Balance	Increases	Decreases	Ending Balance	Current Portion
<b>Governmental Activities</b>					
G.O. crossover refunding bonds, series 2012A	\$ 810,000	\$ -	\$ (145,000)	\$ 665,000	\$ 155,000
Premium on bonds	17,480	-	(3,496)	13,984	-
<b>Total Bonds</b>	<b>827,480</b>	<b>-</b>	<b>(148,496)</b>	<b>678,984</b>	<b>155,000</b>
Compensated absences payable	15,865	55,269	(56,485)	14,649	14,649
Pension liability	349,140	161	(62,023)	287,277	-
<b>Total Governmental Activities</b>	<b>\$ 1,192,485</b>	<b>\$ 55,430</b>	<b>\$ (267,004)</b>	<b>\$ 980,910</b>	<b>\$ 169,649</b>

**Note 4: Defined Benefit Pension Plans - Statewide**

**A. Plan Description**

The District participates in the following cost-sharing multiple-employer defined benefit pension plans administered by the Public Employees Retirement Association of Minnesota (PERA). PERA's defined benefit pension plans are established and administered in accordance with Minnesota statutes, chapters 353 and 356. PERA's defined benefit pension plans are tax qualified plans under Section 401(a) of the Internal Revenue Code.

General Employees Retirement Fund (GERF)

All full-time and certain part-time employees of the District, other than teachers, are covered by the General Employees Retirement Fund (GERF). GERF members belong to either the Coordinated Plan or the Basic Plan. Coordinated Plan members are covered by Social Security and Basic Plan members are not. The Basic Plan was closed to new members in 1967. All new members must participate in the Coordinated Plan.

Prior Lake-Spring Lake Watershed District  
Prior Lake, Minnesota  
Notes to the Financial Statements  
December 31, 2017

**Note 4: Defined Benefit Pension Plans - Statewide (Continued)**

**B. Benefits Provided**

PERA provides retirement, disability and death benefits. Benefit provisions are established by Minnesota statute and can only be modified by the state legislature.

Benefit increases are provided to benefit recipients each January. Increases are related to the funding ratio of the plan. Members in plans that are at least 90 percent funded for two consecutive years are given 2.5 percent increases. Members in plans that have not exceeded 90 percent funded, or have fallen below 80 percent, are given 1 percent increases.

The benefit provisions stated in the following paragraphs of this section are current provisions and apply to active plan participants. Vested, terminated employees who are entitled to benefits but are not receiving them yet are bound by the provisions in effect at the time they last terminated their public service.

GERF Benefits

Benefits are based on a member's highest average salary for any five successive years of allowable service, age, and years of credit at termination of service. Two methods are used to compute benefits for PERA's Coordinated and Basic Plan members. The retiring member receives the higher of a step-rate benefit accrual formula (Method 1) or a level accrual formula (Method 2). Under Method 1, the annuity accrual rate for a Basic Plan member is 2.2 percent of average salary for each of the first ten years of service and 2.7 percent for each remaining year. The annuity accrual rate for a Coordinated Plan member is 1.2 percent of average salary for each of the first ten years and 1.7 percent for each remaining year. Under Method 2, the annuity accrual rate is 2.7 percent of average salary for Basic Plan members and 1.7 percent for Coordinated Plan members for each year of service. For members hired prior to July 1, 1989, a full annuity is available when age plus years of service equal 90 and normal retirement age is 65. For members hired on or after July 1, 1989, normal retirement age is the age for unreduced Social Security benefits capped at 66.

**C. Contributions**

Minnesota statutes, chapter 353 sets the rates for employer and employee contributions. Contribution rates can only be modified by the state legislature.

GERF Contributions

Basic Plan members and Coordinated Plan members were required to contribute 9.10 percent and 6.50 percent, respectively, of their annual covered salary in calendar year 2017. The District was required to contribute 11.78 percent of pay for Basic Plan members and 7.50 percent for Coordinated Plan members in calendar year 2017. The District's contributions to the GERF for the years ending December 31, 2017, 2016 and 2015 were \$22,312, \$20,643 and 18,844, respectively. The District's contributions were equal to the contractually required contributions for each year as set by Minnesota statute.

**D. Pension Costs**

GERF Pension Costs

At December 31, 2017, the District reported a liability of \$287,277 for its proportionate share of the GERF's net pension liability. The district's net pension liability reflected a reduction due to the State of Minnesota's contribution of \$6 million to the fund in 2016. The State of Minnesota is considered a non-employer contributing entity and the State's contribution meets the definition of a special funding situation. The State of Minnesota's proportionate share of the net pension liability associated with the district totaled \$3,645. The net pension liability was measured as of June 30, 2017, and the total pension liability used to calculate the net pension liability was determined by an actuarial valuation as of that date. The District's proportion of the net pension liability was based on the District's contributions received by PERA during the measurement period for employer payroll paid dates from July 1, 2016 through June 30, 2017 relative to the total employer contributions received from all of PERA's participating employers. At June 30, 2017, the District's proportionate share was 0.0045 percent which was an increase of 0.0002 percent from its proportion measured as of June 30, 2016.

Prior Lake-Spring Lake Watershed District  
 Prior Lake, Minnesota  
 Notes to the Financial Statements  
 December 31, 2017

**Note 4: Defined Benefit Pension Plans - Statewide (Continued)**

For the year ended December 31, 2017, the District recognized pension expense of \$9,568 for its proportionate share of GERF's pension expense. In addition, the District recognized an additional \$105 as pension expense (and grant revenue) for its proportionate share of the State of Minnesota's contribution of \$6 million to the GERF

At December 31, 2017, the District reported its proportionate share of GERF's deferred outflows of resources and deferred inflows of resources, and its contributions subsequent to the measurement date, from the following sources:

	Deferred Outflows of Resources	Deferred Inflows of Resources
Differences between Expected and Actual Experience	\$ 9,611	\$ 20,119
Changes in Actuarial Assumptions	48,663	28,800
Net Difference between Projected and Actual Earnings on Plan Investments	-	11,412
Changes in Proportion	28,516	17,584
Contributions to GERF Subsequent to the Measurement Date	11,650	-
Total	\$ 98,440	\$ 77,915

Deferred outflows of resources totaling \$11,650 related to pensions resulting from the District's contributions to GERF subsequent to the measurement date will be recognized as a reduction of the net pension liability in the year ended December 31, 2018. Other amounts reported as deferred outflows and inflows of resources related to GERF pensions will be recognized in pension expense as follows:

2018	\$ (4,941)
2019	28,558
2020	(2,536)
2021	(12,206)
2022	-
Thereafter	-

**E. Actuarial Assumptions**

The total pension liability in the June 30, 2017 actuarial valuation was determined using the following actuarial assumptions:

Inflation	2.50% per year
Active Member Payroll Growth	3.25% per year
Investment Rate of Return	7.50%

Salary increases were based on a service-related table. Mortality rates for active members, retirees, survivors and disabilitants were based on RP-2014 tables for males or females, as appropriate, with slight adjustments to fit PERA's experience. Cost of living benefit increases for retirees are assumed to be: 1 percent per year through 2044 and then 2.5% thereafter.

Actuarial assumptions used in the June 30, 2017 valuation were based on the results of actuarial experience studies. The most recent four-year experience study in the GERF was completed in 2015.

Prior Lake-Spring Lake Watershed District  
 Prior Lake, Minnesota  
 Notes to the Financial Statements  
 December 31, 2017

**Note 4: Defined Benefit Pension Plans - Statewide (Continued)**

The following changes in actuarial assumptions occurred in 2017:

GERF

- The Combined Service Annuity (CSA) loads were changed from 0.8 percent for active members and 60 percent for vested and non-vested deferred members. The revised CSA loads are now 0.0 percent for active member liability, 15.0 percent for vested deferred member liability and 3.0 percent for non-vested deferred member liability.
- The assumed post-retirement benefit increase rate was changed from 1.0 percent per year for all years to 1.0 percent per year through 2044 and 2.5 percent per year thereafter.

The State Board of Investment, which manages the investments of PERA, prepares an analysis of the reasonableness on a regular basis of the long-term expected rate of return using a building-block method in which best-estimate ranges of expected future rates of return are developed for each major asset class. These ranges are combined to produce an expected long-term rate of return by weighting the expected future rates of return by the target asset allocation percentages. The target allocation and best estimates of geometric real rates of return for each major asset class are summarized in the following table:

Asset Class	Target Allocation	Long-term Expected Real Rate of Return
Domestic Stocks	39.00 %	5.10 %
International Stocks	19.00	5.30
Bonds	20.00	0.75
Alternative Assets	20.00	5.90
Cash	2.00	-
Total	100.00 %	

**F. Discount Rate**

The discount rate used to measure the total pension liability in 2017 was 7.50 percent. The projection of cash flows used to determine the discount rate assumed that contributions from plan members and employers will be made at rates set in Minnesota statutes. Based on these assumptions, the fiduciary net position of GERF was projected to be available to make all projected future benefit payments of current plan members. Therefore, the long-term expected rate of return on pension plan investments was applied to all periods of projected benefit payments to determine the total pension liability.

Prior Lake-Spring Lake Watershed District  
 Prior Lake, Minnesota  
 Notes to the Financial Statements  
 December 31, 2017

**Note 4: Defined Benefit Pension Plans - Statewide (Continued)**

**G. Pension Liability Sensitivity**

The following presents the District's proportionate share of the net pension liability for all plans it participates in, calculated using the discount rate disclosed in the preceding paragraph, as well as what the District's proportionate share of the net pension liability would be if it were calculated using a discount rate 1 percentage point lower or 1 percentage point higher than the current discount rate:

	District Proportionate Share of NPL		
	1 Percent Decrease (6.50%)	Current (7.50%)	1 Percent Increase (8.50%)
	GERF	<u>\$ 445,588</u>	<u>\$ 287,277</u>

**H. Pension Plan Fiduciary Net Position**

Detailed information about each defined benefit pension plan's fiduciary net position is available in a separately-issued PERA financial report that includes financial statements and required supplementary information. That report may be obtained on the Internet at [www.mnpera.org](http://www.mnpera.org).

**Note 5: Other Information**

**A. Risk Management**

The District is exposed to various risks of loss related to torts; theft of, damage to and destruction of assets; errors and omissions; injuries to employees; and natural disasters for which the District carries insurance. The District pays annual premiums for its workers compensation and property and casualty insurance. Settled claims have not exceeded the District's coverage in any of the past three fiscal years.

Liabilities are reported when it is probable that a loss has occurred and the amount of the loss can be reasonably estimated. Liabilities, if any, include an amount for claims that have been incurred but not reported (IBNRs). The District's management is not aware of any incurred but not reported claims.

**B. Permit Collateral Deposits Payable**

The District issues permits to applicants who wish to make changes to land that may affect the water drainage or alter the lake shore within the boundaries of the District. The District requires collateral to be deposited to ensure the projects are completed in accordance with the permit application. As of December 31, 2017, the District was holding \$67,878 of collateral deposits.

**C. Cost Sharing Agreement**

On October 17, 2007, the District entered into a Joint Powers Agreement with the City of Prior Lake and the City of Shakopee. At the same time, the District also entered into a Memorandum of Agreement with the City of Prior Lake, the City of Shakopee, and the Shakopee Mdewakanton Sioux Community. The purpose of both agreements is to share costs for construction, use, and operation of the Prior Lake outlet channel.

For the year ended December 31, 2017, the District recognized cost reimbursement revenue of \$62,041 and has unearned revenue of \$276,001.

REQUIRED SUPPLEMENTARY INFORMATION

PRIOR LAKE - SPRING LAKE  
WATERSHED DISTRICT  
PRIOR LAKE, MINNESOTA

FOR THE YEAR ENDED  
DECEMBER 31, 2017

Prior Lake-Spring Lake Watershed District  
 Prior Lake, Minnesota  
 Required Supplementary Information  
 December 31, 2017

**Schedule of Employer's Share of PERA Net Pension Liability - General Employees Retirement Fund**

Required Supplementary Information							
Fiscal Year Ending	District's Proportion of the Net Pension Liability	District's Proportionate Share of the Net Pension Liability (a)	State's Proportionate Share of the Net Pension Liability Associated with the City (b)	Total (a+b)	District's Covered Payroll (c)	District's Proportionate Share of the Net Pension Liability as a Percentage of Covered Payroll ((a+b)/c)	Plan Fiduciary Net Position as a Percentage of the Total Pension Liability
06/30/17	0.0045 %	\$ 287,277	\$ 3,645	\$ 290,922	\$ 286,665	101.5 %	75.9 %
06/30/16	0.0043	349,139	4,501	353,640	273,072	127.9	68.9
06/30/15	0.0036	186,571	-	186,571	211,692	88.1	78.2

*Note: Schedule is intended to show 10-year trend. Additional years will be reported as they become available.*

**Schedule of Employer's PERA Contributions - General Employees Retirement Fund**

Required Supplementary Information					
Year Ending	Statutorily Required Contribution (a)	Contributions in Relation to the Statutorily Required Contribution (b)	Contribution Deficiency (Excess) (a-b)	District's Covered Payroll (c)	Contributions as a Percentage of Covered Payroll (b/c)
12/31/2017	\$ 22,312	\$ 22,312	\$ -	\$ 297,493	7.5 %
12/31/2016	20,643	20,643	-	275,235	7.5
12/31/2015	18,844	18,844	-	251,252	7.5

*Note: Schedule is intended to show 10-year trend. Additional years will be reported as they become available.*



Prior Lake-Spring Lake Watershed District  
Prior Lake, Minnesota  
Required Supplementary Information (Continued)  
December 31, 2017

**Notes to the Required Supplementary Information - General Employee Retirement Fund**

Changes in Actuarial Assumptions

2017 - The Combined Service Annuity (CSA) loads were changed from 0.8 percent for active members and 60 percent for vested and non-vested deferred members. The revised CSA loads are now 0.0 percent for active member liability, 15.0 percent for vested deferred member liability and 3.0 percent for non-vested deferred member liability. The assumed post-retirement benefit increase rate was changed from 1.0 percent per year for all years to 1.0 percent per year through 2044 and 2.5 percent per year thereafter.

2016 - The assumed post-retirement benefit increase rate was changed from 1.0 percent per year through 2035 and 2.5 percent per year thereafter to 1.0 percent per year for all future years. The assumed investment return was changed from 7.9 percent to 7.5 percent. The single discount rate was changed from 7.9 percent to 7.5 percent. Other assumptions were changed pursuant to the experience study dated June 30, 2015. The assumed future salary increases, payroll growth and inflation were decreased by 0.25 percent to 3.25 percent for payroll growth and 2.50 percent for inflation.

2015 - The assumed post-retirement benefit increase rate was changed from 1.0 percent per year through 2030 and 2.5 percent per year thereafter to 1.0 percent per year through 2035 and 2.5 percent per year thereafter.

Changes in Plan Provisions

2015 - On January 1, 2015, the Minneapolis Employees Retirement Fund was merged into the General Employees Fund, which increased the total pension liability by \$1.1 billion and increased the fiduciary plan net position by \$892 million. Upon consolidation, state and employer contributions were revised.

THIS PAGE IS LEFT  
BLANK INTENTIONALLY

OTHER REQUIRED REPORT  
PRIOR LAKE - SPRING LAKE  
WATERSHED DISTRICT  
PRIOR LAKE, MINNESOTA

FOR THE YEAR ENDED  
DECEMBER 31, 2017

THIS PAGE IS LEFT  
BLANK INTENTIONALLY



INDEPENDENT AUDITOR'S REPORT  
ON MINNESOTA LEGAL COMPLIANCE

Board of Managers  
Prior Lake - Spring Lake Watershed District  
Prior Lake, Minnesota

We have audited, in accordance with auditing standards generally accepted in the United States of America, the financial statements of the governmental activities and each major fund of the Prior Lake - Spring Lake Watershed District (the District), Prior Lake, Minnesota, as of and for the year ended December 31, 2017, and the related notes to the financial statements which collectively comprise the District's basic financial statements, and have issued our report thereon dated April 23, 2018.

The *Minnesota Legal Compliance Audit Guide for Other Political Subdivisions*, promulgated by the State Auditor pursuant to Minn. Stat. § 6.65, contains six categories of compliance to be tested: contracting and bidding, deposits and investments, conflicts of interest, claims and disbursements, miscellaneous provisions, and tax increment financing. Our audit considered all of the listed categories, except that we did not test for compliance with the provisions for tax increment financing because the District does not have any established tax increment financing districts.

In connection with our audit, nothing came to our attention that caused us to believe that the District failed to comply with the provisions of the *Minnesota Legal Compliance Audit Guide for Other Political Subdivisions*. However, our audit was not directed primarily toward obtaining knowledge of such noncompliance. Accordingly, had we performed additional procedures, other matters may have come to our attention regarding the District's noncompliance with the above referenced provisions.

The purpose of this report is solely to describe the scope of our testing of compliance and the results of that testing, and not to provide an opinion on compliance. Accordingly, this communication is not suitable for any other purpose.

ABDO, EICK & MEYERS, LLP  
Minneapolis, Minnesota  
April 23, 2018